



# 2019 Community Needs/ Health Assessment Logan County

## Contents

Introduction.....	4
MISSION.....	4
VISION .....	4
Values .....	4
Executive Summary .....	5
Community Needs Assessment .....	6
CNA/CHNA Background .....	6
Assessment Process.....	6
Committee Members .....	8
Recognition of Other Resources.....	9
Community Profile/Demographics .....	10
Social and Economic .....	10
Income.....	10
Poverty .....	11
Food insecurity .....	13
Employment.....	13
Expectant Mothers .....	14
Children .....	14
Infants and Toddlers.....	14
Children Birth -18 years .....	15
Foster Care .....	15
Child Protective Services .....	15
Child Care .....	16
Education .....	16
Early Head Start.....	16
Head Start .....	16
Pre-K.....	16
Public School .....	17
High School Graduation.....	17
Enrollment in Higher Education .....	17
Language and Literacy .....	17
Senior Citizens.....	17
Veterans.....	18

Crime .....	18
Health .....	18
(Un)Healthy Behaviors.....	18
Health Outcomes .....	20
Disability Status of Children .....	20
Access to Care .....	20
Nutrition.....	20
Health Literacy.....	21
Housing.....	21
Housing Instability .....	21
Affordability .....	21
Homelessness .....	21
Transportation .....	22
Access.....	22
Public.....	22
Private .....	22
Use of Income .....	22
Emergency Services .....	22
Community Feedback .....	23
Demographic Information .....	23
Survey Response.....	24
Community Feedback/Input.....	29
Needs Identified .....	31
Response and Implementation .....	33
Purpose of Program .....	38
Supportive Services Available .....	38
Next Steps.....	39
Appendix A: PRIDE Services List.....	42
Appendix B: PRIDE Brochure .....	43
APPENDIX C: 2018 Annual Report Snapshot .....	45
Appendix D: Community Survey.....	46
Appendix E: Resource Directory .....	48
Appendix F: Community Assessment Checklist .....	50

## Introduction

PRIDE Community Services, Inc. was organized in 1957 during a time of extremely high unemployment in the local coalfields. Civic organizations, led by the Women's Club of Logan, organized and recruited businesses to purchase clothing, shoes, food and school supplies in large quantities to enable children to attend school on a regular basis. The group organized in an attempt to meet the immediate needs of the citizens affected by the soaring unemployment rate was originally known as the Council of PRIDE. P.R.I.D.E. stands for Progressive Rejuvenation Improvement and Development Enterprise.

The first Executive Director, Ervin S. Queen, served as a volunteer until funding became available to hire him on a full-time basis. On November 16, 1964, as a result of President Lyndon Johnson signing the Economic Opportunity Act in conjunction with his historic "War on Poverty", the organization was incorporated as PRIDE in Logan County, Inc.

In 1981, through an agreement with the Logan County Board of Education, the agency obtained the old Logan High School and the adjacent McDade Hall, 699 Stratton Street, which is where we are located today. In 1992, a private, non-profit organization purchased the property and leased it to PRIDE in Logan County. In 2002, the property was donated to the Agency. The organization was renamed PRIDE Community Services, Inc. (PRIDE) in December 2010 in an effort to identify expanded services.

PRIDE Community Services, Inc. (PRIDE) is one of sixteen designated community action agencies in West Virginia. The tripartite board structure (public, private and low-income representatives) is designated to promote maximum participation of the entire community in the reduction or elimination of poverty. PRIDE seeks input on assessing local needs and attacking the causes and conditions of poverty.

## MISSION

PRIDE Community Services, Inc. makes a positive impact on the lives of those in need by bringing together educational, financial and human resources that support self-sufficiency.

## VISION

PRIDE Community Services, Inc. will serve as a driving force in creating a community where people are empowered with resources and opportunities to reach their greatest potential.

## Values

Accountability  
Customer Service

Compassion  
Integrity

Commitment  
Respect



## Executive Summary

In 2019, PRIDE Community Services, Inc. (PRIDE) celebrated 55 years of service to Logan County and surrounding areas. PRIDE is the Community Action Agency for Logan County, West Virginia. As part of the program requirements, a Community Needs/Health Assessment (CNHA) must be completed every three years. It is reviewed annually and as needed. Community Action Agencies work to reduce the impact of poverty in the communities served.

This assessment is used to evaluate current resources, community needs and gaps in services. The process involves the entire community and is developed from information obtained in the process. A full review of local, state and national data is included as part of the assessment process.

The Community Needs/Health Assessment Survey was distributed online and in paper version to promote maximum feasible participation. It asked questions regarding needs of the communities and importance of those needs. For questions where the survey participant indicated a great need, an additional box opened to allow more specific responses. These responses were calculated and assessed to determine the greatest demand.

The following priority categories were identified (highest need to lowest):

1. Health
2. Education
3. Employment
4. Housing
5. Transportation
6. Child Care

Each of the categories listed the items that have the greatest effect on the primary issue. This helped to identify areas with the largest potential to impact poverty. The categories represent a broad spectrum of issues that are identified in this document.

A Current Resource Inventory was produced and is included in this document in the appendices section. The Resource List will be shared throughout the community and updated frequently. Working with clients, partners, stakeholders and the community, needs were identified.

Response and implementation includes a comprehensive, area-wide approach to use current resources, decrease barriers to wellness and self-sustainability and develop programs, services and collaborations to improve individual, family, agency and community outcomes.

Next steps include utilizing the Community Needs/Health Assessment findings in the PRIDE Community Services, Inc. Strategic Planning process, collaborating with those serving our area, providing education and prevention, initiating information and referral and providing services to meet need.



# Community Needs Assessment

## CNA/CHNA Background

Logan County is located in southern West Virginia. The county seat is Logan. The county was formed in 1824 from parts of Giles, Tazewell, Cabell, and Kanawha counties. It is named for Chief Logan, famous Native American Chief of the Mingo Tribe. The county is governed by a three person elected County Commission.



The goal of this Community Needs/Health Assessment is to develop an in-depth understanding of the gaps and needs that exist within our community and how they impact Community Members. These needs may affect individuals, families, children, youth, seniors, parents, businesses, community organizations, faith-based organizations and anyone who resides or works in the community.

PRIDE Community Services, Inc. took the lead in this initiative and worked with others to identify existing resources, community needs and disparities in service delivery. A community survey was utilized to increase public awareness and maximize input. These results are being shared in an effort to assess delivery priorities. The results will be utilized to make decisions about programs and actions needed to meet service needs. It will be used to inform the Strategic Planning Process for PRIDE and for program improvements. The Community Needs/Health Assessment increases Agency and Community awareness of the larger picture and current available resources.

## Assessment Process

PRIDE Community Services, Inc. sent out a Request for Proposals for the development of the Community Needs/Health Assessment for Logan County. MountainHeart Community Services, Inc. was selected to perform the assessment.

PRIDE's Administration and Management Team met with the Consultant to identify the process of assessment completion. The initial meeting was used to construct potential areas of concern. The Board of Directors and Staff of the Agency participated in an initial survey that was used to identify the top issues. The West Virginia Community Action Partnership and the West Virginia Office of Economic Opportunity identified poverty indicators for data collection. These include: Health, Employment, Transportation, Education, Use of Income, Housing, Nutrition and Emergency Situations. A variety of issues and topics were discussed, then prioritized for inclusion in the initial survey. Health, Employment, Transportation, Education and Housing were identified as critical indicators to assess. Nutrition was addressed under health, use of income under a variety of topics and emergency situations under basic needs/poverty. Child care was added based on participant feedback.

Wild, Wonderful & Healthy Logan County was simultaneously working on a health assessment evaluation for Logan County. PRIDE Community Services, Inc. hosted this meeting and participated in the process. Health questions were also included on the PRIDE needs assessment survey to insure maximum feasible participation.



In addition, PRIDE reviewed materials available in the community to get a broad look at the county. Surveys were distributed in a variety of ways, both in electronic format and on paper. Participants were given the opportunity to give feedback. An exhaustive review of existing publications and ongoing studies was performed. A literature search of issues related to socio-economic, health, mental health, environmental and other factors impacting the community was completed to apply a context to the report and actions.

A second meeting was held to review the proposed community/health needs assessment survey. After revision, the survey was posted online and distributed in the community for one month. Survey question topics included: Employment, Housing, Transportation, Education, Child Care and Health. Other areas were addressed in the subset questions, such as; child care, employment, housing or education barriers and nutrition. If a respondent indicated somewhat important or extremely important in a category, it triggered the subcategory list to determine which factors were of primary concern. If the respondent indicated neutral, somewhat unimportant or extremely unimportant in a category, the survey moved to the next question.

A Quick Response (QR) Code was developed to allow easy access to the site. A paper copy of the application was developed simultaneously for those who do not have access to a computer or the skills to operate one. The manual results were entered into the survey site so that the program could calculate responses. PRIDE led the survey distribution initiative. Consumers were invited to participate, businesses, local stakeholders and the general population. Paper copies were distributed at churches, a local grocery store and a community center in addition to PRIDE locations to obtain maximum involvement.

The surveys were anonymous. Electronic surveys went directly to the Consulting Agency for review and analysis. PRIDE Community Services, Inc. was provided with aggregate data and findings. Individual comments were included. The survey and results are included in the appendices.

In addition to the Community Needs Assessment/Health Assessment, PRIDE Community Services, Inc. performed a Community Resource Asset evaluation. This involved compiling copies of local resource listings and the WV 211 Logan County resource list. All numbers were called to insure that they were still valid and were updated as needed. PRIDE Staff reviewed the list for accuracy and completeness. This updated resource list will be shared with the community and is included in the appendices of this assessment.



## CommitteeMembers

### PRIDE

Lisha Whitt, Executive Director

Amy Walsh, Director of Finance/ROMA Implementer

Brenda York, Purchasing/Program Services Administrator

Cindy Codispoti, Director of Human Resources/Financial Coordinator

Candice Mullins, Director of Head Start

Chanda Elkins, Head Start Family Development Manager/ERSA Manager/ROMA Implementer

Brandi Browning, Director of Community Services/ROMA Trainer

Kathy Ooten, Director of In-Home Services

Steve Gilman, Deputy Director/Director of Housing, Facilities and Transportation

Deena Toth, Director of Compliance

### COMMUNITYMEMBERS

Kristin Dial, Executive Director, Coalfield Health Center FQHC-LA, Community-Based

John Earles, President, Logan Healthcare Foundation, Private

### ORGANIZATIONS

Chief Logan Recreational Center Private

Logan County Family Resource Network Community-Based

Logan County Ministerial Association (Multiple Churches) Faith-Based

LoganCountyPreventionCoalitionPrivate,Community-Based

Logan County Board of Education Educational

Vance's Grocery Store Private

West Virginia 211 Public


Wild, Wonderful & Healthy Logan County Public, Community-Based

\*Special Thanks to PRIDE's Board of Directors for their input and sort.



## Recognition of Other Resources

Multiple individuals and organizations were contacted in the development of the 2019 Community Needs/Health Assessment. A variety of means were utilized: phone contacts, interviews, meetings and internet research.

Source Information	
Annie E. Casey Foundation WV KIDS COUNT	talkpoverty.org
Appalachian Regional Commission	TimesWV.com
bestplaces.net (Logan Weather)	US Bureau for Labor Statistics
cadca.org (E-cigarettes, Juuling)	United States Census Quick Facts
Center for Disease Control and Prevention	United States Health and Human Services
Community Commons	US Housing and Urban Development
drugabuse.gov	WV Aging and Disability Resource Network
Data USA	WV Department of Education
Herald-Dispatch News	WV Department of Health & Human Resources – State and Logan County
Homelessness: <a href="https://endhomelessness.org">https://endhomelessness.org</a>	WV Gazette Mail News
Logan County Schools	WV Healthy Kids and Healthy Families Coalition
lifestories.com (Logan Opioid Stats)	WV Literacy Map
logancounty.wv.gov	WV Metro News
politifact.com	WV State Police
Robert Wood Johnson County Health Ranking	WORKFORCE WV
stateofbabies.org	
statisticalatlas.com (Food Stamps)	
<div>  <div> <p>Putting the Pieces Together to form a Comprehensive Assessment and Plan</p> </div> </div>	

## Community Profile/Demographics

Logan County is a rural area located in the southern coalfields encompassing 453.74 square miles. A three Member County Commission is the governing body of the county. The City of Logan is the county seat. Other incorporated towns include Chapmanville, Man, Mitchell Heights and West Logan within the county. Charleston is the state capital of West Virginia and is approximately 55 miles from Logan in Kanawha County. The estimated 2018 county population was 32,607 persons. This is an 11.3% decrease from 2010. West Virginia lost 2.5% of its population during the same time period while the United States grew by 6.0%. The county is designated as 70.8% rural. The state is 51.3% rural. The median age in Logan County is 43 years old. This is more than 5 years older than the national average. The life expectancy in our area of 72.2 years old is approximately four years lower than the state average and seven years lower than the national average.

West Virginia is a homogeneous state – primarily white, English Speaking individuals and families. This is true of our service area as well (see Table 1 below). Logan County Residents are 99.9% United States Citizens. Male and female populations are nearly equal.

Table 1: Demographic Information			
Characteristic	Logan County	West Virginia	United States
Race - % White	96.6%	93.5%	76.5%
Hispanic or Latino	1.0%	1.7%	18.3%
Language, Other than English	0.8%	2.5%	21.3%
Gender - Female	50.6%	50.5%	50.8%
Under 5 years of age	5.4%	5.3%	6.1%
Over 65 years of age	20.2%	19.9%	16.0%
Median Household Income	\$37,859	\$44,061	\$57,652
Persons in Poverty	29.2%	17.8%	11.8%

## Social and Economic

### Income

The per capita income of Logan County in 2016 was \$32,950. This is half the national average and is the lowest county rate since 2010. The per capita income as a percentage of the United States average was 66.9% (also the lowest in this decade). Logan is a distressed county under Appalachian Regional Commission standards. Distressed is the lowest category indicating high unemployment, low per capita income and high poverty levels over a three year period.

In 2017, 1,015 households received Supplemental Social Security and/or cash public assistance income. Social Security income was received by 4,252 families and 4,435 householders worked.

Marital status and the number of people in the family is directly related to poverty. Two – four person married-couple family households were at less than 10% below the poverty level. This increased to 27% for five – six persons and dropped to 11% for seven or more people.

The number of workers in couple led households also had an impact. Where no one was employed, 24% were below poverty, one worker decreased this to 7.7%, two workers to 4.8% and three or more workers to 0%. Twenty-five percent of traditional family (married couple) households that rented their homes were below the poverty level.

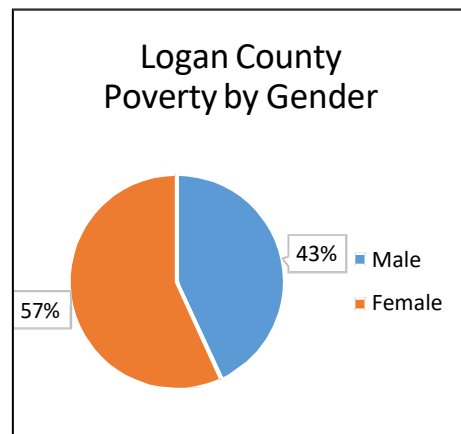
Female householders (no husband) were over 40% poverty for two person households and almost fifty percent for three – four person homes. This increased to 88% for five – six persons and 100% for seven or more. Male households (with no wife) were about half the number of female households. Female householders reported children with disabilities at about 14%. No male households reported children with disabilities.

Single mother household with no workers in the home were 57% below poverty, one worker decreased the poverty level to 29%, two workers to 41% and three or more workers were 0%. About 62% of single parent home renters were below poverty and 32% of home owners.

### Poverty

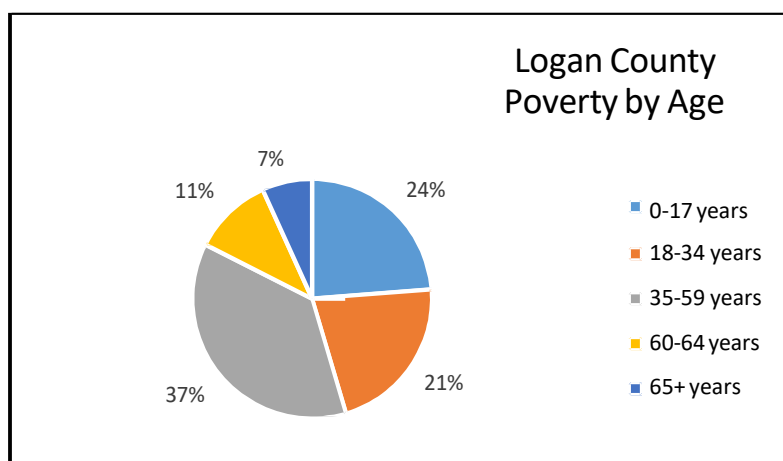
West Virginia was one of only two states to show an increase in its poverty rate from 2016 to 2017. Our poverty rate has not declined since the end of the Great Recession. The median household income was the lowest in the nation in 2017. Seniors in our state fared somewhat better at 10.2% below the poverty level. This is primarily due to the high disability rate and social security income.

The poverty rate in Logan County is nearly 30% which is almost twice the state rate and three times the national average. The median household income of \$37,859 is nearly \$20,000 less than the United States average and \$6,202 per year less than the rest of West Virginia. This is more than \$500 per month (\$119/week) less to meet the needs of the residents of Logan County. The weak economy makes it difficult to recruit and retain professional employees. Females are more likely than males to have lower incomes and less resources.



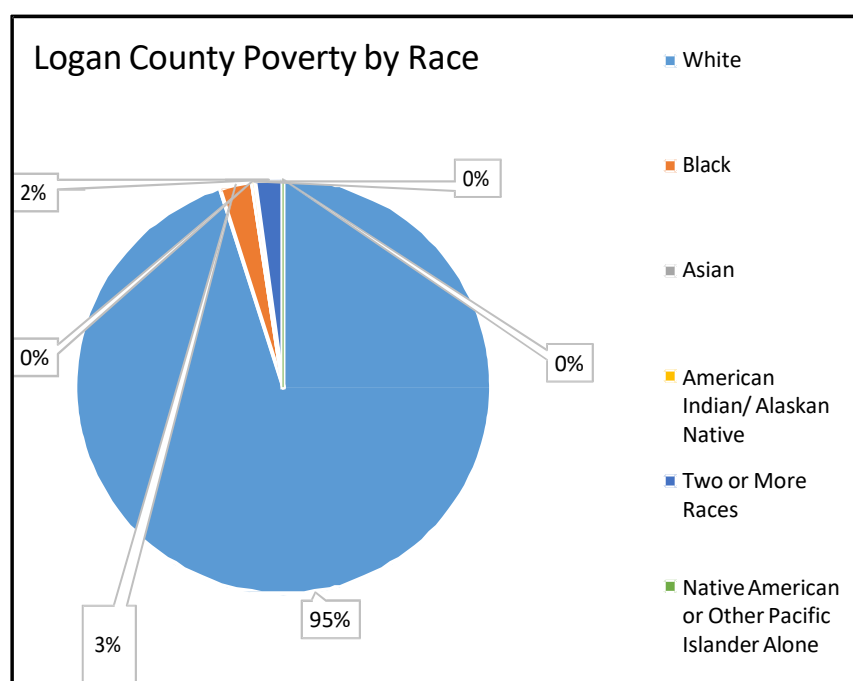
Children under age 18 are almost 25% under the poverty line. The highest percentage of poverty was in the 35 – 59 year olds. The 18 – 34 year old bracket were also over 20%. These are the age groups that are traditional parents and/or child caregivers. It is also the groups that are leading the substance use disorder epidemic and/or leaving the state to find employment. These factors have contributed to the population loss. The southern part of the state may lose a United States Congressional seat based on the population decrease. This will be determined by the 2020 Census results.





Twenty-four percent of those in poverty were under the age of 18 years old. Eighteen to 34 year olds were 21%, 35 – 59 year olds were 37%, 11% were 60 – 64 years old, 7% were over 65 years old.

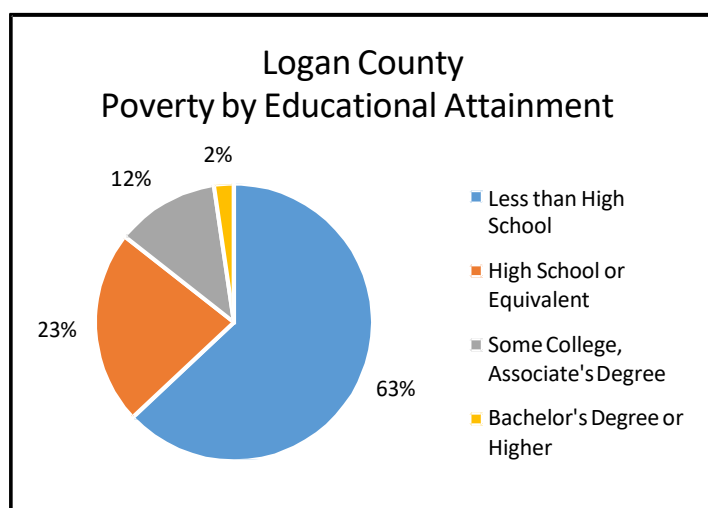
## Poverty Impact with Variables/Disparities



The majority of the population in poverty were white which is consistent with the general population. However, higher percentage of people of color were below the poverty level. Three percent of black residents, and two percent of persons of two or more races were below the poverty level.

The infant mortality rate is two times greater for black babies in WV than for white babies. African American children under five years old are more than twice the percentage of white children under aged five living under the poverty level. African Americans are incarcerated nearly three times the rate of white West Virginians. African Americans rent more than double the rate of white renters.

Although West Virginia has a low minority population, Black or African American individuals have higher rates of poverty (31.7% in 2017 compared to 19.1% overall). The WV female rate was 20.9% while the male rate was 17.2%.



This chart shows that those with less than a high school education are much more likely to live below the poverty level. Inversely, those with the highest levels of education (Bachelor's Degree or above) were least likely to live in poverty.

#### Food insecurity

Access to affordable, healthy food is limited in rural areas. There are no regular farmer's market stands where fresh fruits and vegetables are available. These items are more

expensive in the grocery stores and do not include some of the locally grown items. Choice is limited.

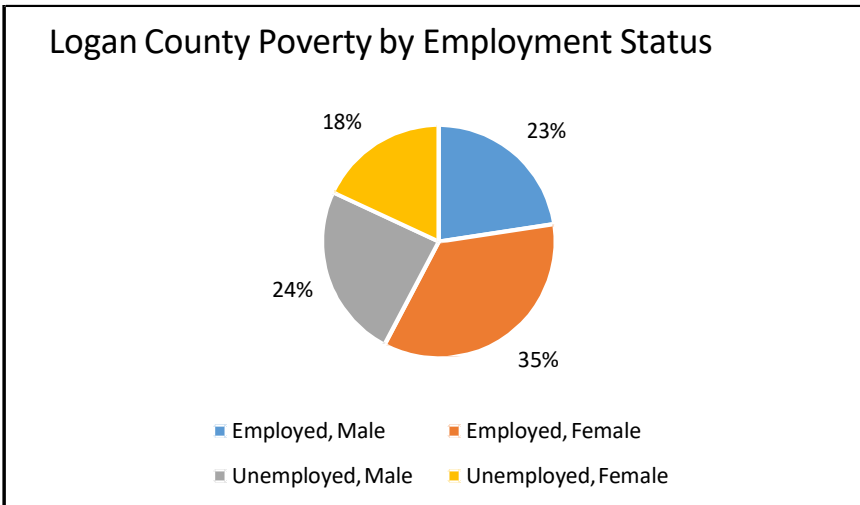
Accord to the State of Babies website, 16.1% of West Virginia infants and toddlers to age three experience low or very low food security. Logan County Residents experience a 17% food insecurity rate.

All children attending public school in Logan County receive breakfast and lunch at no cost. This is through the Community Eligibility Provision (CEP) program. The CEP program provides universal meal service to children in high poverty areas. Logan County has seventeen schools providing free meals to nearly 5,600 students each day. This is difficult to address in the summer and other times that school is not in session. Legislative proposals may create issues that reduce federal funding for this program and place it in jeopardy.

#### Employment

The 2018 Unemployment rate for Logan County was 7.0. In July 2019, the unemployment rate was 6.0. However, this still exceeds the state average of 4.5% and national average of 3.7%. The American Community Survey lists the highest paying jobs in Logan County, WV from 2013 – 2017 as health and other technical fields, computer and mathematical occupations and construction and extraction. The most common jobs were office and administrative support, sales and related occupations, construction and extraction, management occupations and installation, maintenance and repair. The largest employer is Logan Regional Medical Center in the city of Logan. It is the only hospital within the county. The following chart shows that the majority of people in poverty are working. This disputes the long-held myth that "poor people" are lazy and unemployed.





More females in poverty are working than males in poverty. Of the total in poverty, 58% were employed and 42% were unemployed.

Available jobs in the area include limited professional and office positions which are primarily Monday – Friday day positions. There are fast food restaurants and convenience stores open 24 hours per day (at least drive through locations) which offer three shift options – days, evenings and nights. The hospital is also open 24 hours per day.

The decline in coal mining jobs and related industries (transportation and manufacturing) has had a significant impact on this area. There are few alternative careers that do not require a high level of education for entry yet still pay sustainable wages. WV has the lowest workforce participation rates in the country. This is the difference between persons who are employed and/or looking for work and the total population of non-military, non-institutionalized individuals over 16 years of age. At 53.9% in 2018, it shows almost half of eligible people are not actively working or seeking employment. Many people who are employed do not have benefits or wages high enough to sustain individual/family needs. Others have grown discouraged with their ability to meet work and training expectations and find a job that allows them to support their families.

### Expectant Mothers

The Women, Infant and Children's (WIC) program included 49 expectant mothers in November 2019. Nearly six percent (5.7%) received late or no prenatal care. The infant death rate of 7.2 per 1,000 births is higher than the 5.9 national rate. Babies born with Neonatal Drug Exposure is 6.6% which is 30% higher than the West Virginia rate of 5.06%. Not all states collect this data so there is no national comparison.

### Children

#### Infants and Toddlers

Families in poverty in WV receive Temporary Assistance for Needy Families (TANF) at a rate of 10.9%. This is nearly 50% lower than the national average of 20.6%. Strict limitations and work requirements have reduced the number of families receiving services. However, this is not an indicator of success since the number of people without food security is increasing.

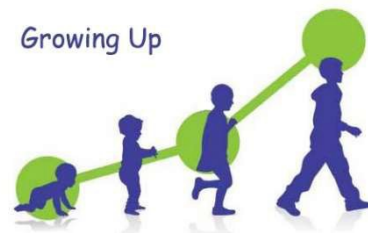
Fewer children live in crowded housing in the state, but more are in insecure housing situations. The family resiliency rate of 93.6% in WV is the highest in the nation. The Appalachian culture is one of strength and family. People take care “of their own”. This is a double edge sword. Families attempt to care for each other, but often put others first ignoring their own needs especially related to prevention, wellness and economic well-being.

Less than two percent of infants/toddlers in our state were uninsured compared to nearly six percent in the nation. Two-thirds of Logan County Residents under the age of 18 are covered by Medicaid.

The infant/toddler maltreatment (child abuse/neglect) rate of 29.4 is nearly double the national rate of 16. Almost ten percent (9.7%) of infants and toddlers up to 3 years of age have experienced 2 or more adverse childhood experiences. This has been proven to increase difficulties later in life. Fewer parents read to their babies daily in West Virginia than the national level (38.2% nationally compared to 27.7% in our state). Reading to a young child can increase stimulation and exposure to a broader vocabulary. This improves school readiness.

#### Children Birth -18 years

In 2019, West Virginia ranked 47<sup>th</sup> overall in the nation in economic well-being of children dropping from 42<sup>nd</sup> in 2018. More than one-fourth (25.4%) of children live in poverty. Logan County has the second highest rate in the state for children in kinship care/living with grandparents. The five year estimate 2011 – 2015 of children (18 and younger) living with their grandparents was 1,287 children in Logan County.



#### Foster Care

The number of children in foster care in 2016 was 16 kids per 1,000 children under age 18. This is 9.4% of the child population. Research has shown that children living with grandparents are more likely to be in poverty than children living in other types of family relationships.

#### Child Protective Services

West Virginia has seen a 34% increase in Child Protective Services caseloads in the last three years. The WV Department of Health and Human Resources added 48 Child Protective Services positions statewide. Specific areas with high caseloads were targeted. This included Logan County. The drug epidemic has significantly impacted West Virginia children with 83% of Child Protective Services cases involving drugs. In 2015, five children aged birth – five years died from child abuse or neglect equal to 26% of all injury related deaths of children of that age group.

“West Virginia is in the midst of a child welfare crisis and the prevalence of Neonatal Abstinence Syndrome is at the forefront of our issues”, said Bill J. Crouch, DHHR Secretary. We have seen a 46% increase in the number of children we take into custody and 84% of all protective cases involve drug use”.



A long interview with the West Virginia Department of Health and Human Resources Logan County Office staff acknowledged that there is a huge increase in the number of child and abuse cases and referrals that involve substance use disorder issues. Kinship and foster care placements are increasing. Grandparents are a primary source of family care. This is often difficult due to age, health and income of family members. Over 50 referrals were received in October 2019. Other areas of concern expressed were lack of education, food insecurity, and the huge impact of the drug epidemic in Logan County. It was reported that the removal of children has doubled with the increase of substance use involvement.

#### Child Care

There are twelve Child Care Providers within the county boundaries. Eleven are Home-Based Providers and there is one Child Development Center. The only Child Care Center in Logan County only has room for eight infants and toddlers. It is difficult to find care, especially in the evenings and on weekends. According to LINK Child Care Resource and Referral Agency, most Providers are seasoned and have a proven track record, but there are few new Providers enrolling. There is an active effort to recruit new care givers. In-home providers and centers are moving toward child development versus child care. However, reimbursement rates are not high, staffing is limited and there are a lot of regulatory requirements to meet.

#### Education

##### Early Head Start

Early Head Start is not offered in Logan County at this time. Only four percent of West Virginia income-eligible infants and toddler have access to Early Head Start compared to seven percent nationally.

##### Head Start

Head Start Services are provided by PRIDE Community Services, Inc. in Logan County. For the 2019 – 2020 school year, there are 282 Head Start students. The number of kinship placements is steadily increasing. Data is being collected to track this. This year enrollment includes: 125 single parent families, 251 two parent families, 21 children in foster care and four children who are homeless. Seven receive public assistance. Almost half (169 children) of the enrolled children are at or below the poverty level. An additional 24 students are under 130% of the federal poverty level (FPL). Twenty children are above the income level.



##### Pre-K

West Virginia's Pre-K 4 year old classroom participation rate has continued to grow. In School Year 2017 – 2018 the state average was 76%. Logan County exceed this at 82% with 20 classrooms located throughout the county. The collaboration rate with child care, Head Start and local education agencies was 82% statewide with 100% in Logan County. For 2019 – 2020 there are 372 Universal Pre-K students in Logan County enrolled in collaborative classrooms.





### Public School

2017 -2018 marked the fifth year in a row that West Virginia has seen decreased enrollment in the public school system. It decreased by approximately 4,000 students from the previous year. That was the largest single year drop in about 15 years. State enrollment is down approximately 12,000 over the past five years. Decreased enrollment results in lower budgets for an already stressed system. Logan County has decreased 830 students from the 2011 – 2012 school year to the 2018 – 2019 school year. This is a 13% drop in county enrollment. Special education students make up 15.9% of students.

Logan County Public Schools serve over 5,000 students per year. There are seventeen schools distributed throughout the county.

### High School Graduation

The high school graduation rate for Logan County was 78.6% compared to the state average of 85.9% and the national average of 87.3%. West Virginia requires proof of school enrollment in order to obtain a driver's license for persons under the age of 18 years old.

Public schools operate Monday through Friday on a regular school schedule. Transportation is provided.

### Enrollment in Higher Education

Less than nine percent (8.7%) of Logan County residents hold a Bachelor's Degree or higher. West Virginians are much higher at 19.9% while 30.9% attained this level nationally. This is more than three times the county average. Most of post high school enrollment occurs at Southern West Virginia Community and Technical College (94.1%) and Ralph R. Willis Career and Technical Center (5.9%). These local campuses are improving opportunities for attendance. Documented on-line college enrollment is low. Promotion of technical and vocational schools as well as two-year colleges should increase educational options and enrollment.

Colleges and technical institutions do not provide transportation. Normal hours of operation are week days with some evening hours. Online courses are offered. The lack of affordable internet providers may limit access to these courses.

### Language and Literacy

Quality Education is critical to success. Unfortunately, West Virginia students are behind on national standards of early language and math skills.

### Senior Citizens

Approximately 16% of the population in Logan County are Senior Citizens. Seniors living alone represent 39%. Many Logan County senior households (16%) have an annual income of less than \$10,000 and 28% less than \$20,000. Twenty-one percent of Logan residents aged 60 and over received food stamps in the last year. The average Social Security Income in Logan is \$17,827 a year. Compared to other states, West Virginia ranks 49<sup>th</sup> for Long Term Care and 45<sup>th</sup> for America's Health Rankings. Estimates of seniors in Logan are below the poverty level range from 7% – 11% depending upon the source.



## Veterans

West Virginia has one the highest per capita service levels in the nation. Nearly one in ten state residents have served in the armed forces. There are an estimated 1,985 Veterans in Logan County. Of these, 90 were female.

## Crime

West Virginia State Police annual report of Logan County for 2017 – 2018 summarized that calls for 911 service were 2,268. The service calls for the State Police were 3,070. DUI arrests made in Logan County were 189. Child Abuser's registered in Logan County were 16. Sex Offender's registered in Logan County were 238. Crashes worked were 91. Traffic citations issued were 2,411. State Felony arrests were 580. Misdemeanor arrests made were 1,633. The number of calls related to substance use disorder and child abuse are on the rise.

## Health

Logan County ranks poorly in areas of healthy behavior and health outcomes. All categories of health ranked in the bottom 10% of the state 55 counties, except for physical environment. Air pollution, drinking water standards, severe housing concerns and lengthy commutes at or near state averages ranking 28<sup>th</sup> of 55 counties.

In 2017, West Virginia's 10 leading causes of death were Heart Disease, Cancer, Accidents, Chronic Lower Respiratory Diseases, Stroke, Diabetes, Alzheimer's Disease, Flu/Pneumonia, Kidney Disease and Suicide. West Virginia ranks in the top 10 (worst) states in the country for all of these causes (excluding Alzheimer's Disease). Diabetes deaths were 53% higher than the national average. The injury mortality rate was 70% higher than the national rate.

## (Un)Healthy Behaviors

Forty-one percent of Logan County Residents are obese compared to 28.4% nationally and 34% are physically inactive. Thirty-eight percent of people in the United States live within ½ mile of a park. Only 2.6% of West Virginians have a park that close. Poor oral health affects both physical and mental health. Greater social interaction decreases isolation and provides greater support. The Logan County rate of 8.8 social interactions per person is substantially lower than the 13.1 state average.

Twenty-six percent of adults in West Virginia smoke cigarettes compared to 17.1% nationally. Almost fifteen percent (14.4%) of high school students smoked cigarettes compared to the United States rate of 8.8%. Smoking is the leading cause of preventable disease and death in the United States. About 1,300 people die each day of smoking-related illnesses. Smokeless tobacco use among high school students in WV is more than double the national rate (11.5% to 5.5%). WV Medicaid pays for smoking cessation products.

Compared to US numbers, fewer WV adults used e-cigarettes, but more high school students used electronic devices. Many students were unaware that the e-cigarettes contain nicotine although 99% of those sold in the United States do. Nationally, 50% of poison control centers calls regarding e-cigarettes are for kids 5 years of age or younger. They can be contaminated



through swallowing, breathing or absorbing e-cigarette liquid through their skin or eyes. Forty-six states have reported 805 lung injuries from long-term use. Twelve deaths have occurred in ten states. There is still much to learn regarding the long-term effect of electronic device use.

West Virginia is fighting a Drug Use Disorder battle of epidemic proportions. It impacts physical, oral and mental health as well as a variety of socio-economic factors. The most important cost of the drug war is human – individual, family and community impact.

The drug overdose mortality rate in West Virginia has climbed significantly faster than the national level from 2000 – 2016. The result is existing resources at capacity, foster care placements up over 50%, skyrocketing medical expenses, increased mortality of adults and infants and lack of available treatment centers. The rates of infants born with Neonatal Abstinence Syndrome has continued to grow.

The use of heroin has been increasing in West Virginia over the past decade. The number of heroin-related deaths is nearly thirty times higher than 10 years ago. WV has the 11<sup>th</sup> highest heroin overdose rate in the nation.

Thirty opioid deaths were reported in Logan County in 2017. The Logan County rate is proportionately higher than the state or country. Drug overdose deaths increased nationally from 19.8 per 100,000 in 2016 to 21.7 per 100,000. Opioids were involved in 67.8% of all drug overdose deaths. West Virginia had the highest rate at 57.8 per 100,000. There were 833 drug overdose deaths statewide in 2017. This is double the 2010 rate.

Half (49.6%) of Logan County Residents have a controlled substance prescription. Fentanyl overdose deaths increased 122% in West Virginia during 2015 - 2017 from 2005 – 2014. Opioid deaths decreased during that time. Fentanyl is small and deadly. It is easier to import/transport. WV leads the nation in fentanyl-related deaths and has the highest per capita rate of overdose deaths overall. In 2016, the drug overdose mortality rate in Logan County was 82.1, West Virginia 57.2, the Appalachian Region 33.7 and United States 22.5. Residents of the Appalachian Region are 61% more likely to die from a drug overdose than the rest of the nation.

Adverse childhood events have been demonstrated to correlate highly with poor health behaviors and chronic disease during adulthood. Lower educational attainment and low income increase the likelihood of poor health outcomes.

Communicable diseases (Hepatitis B and Hepatitis C) are on the rise. WV had the highest rate in the country in 2015. The most common risk factor for these diseases is drug misuse. Maternal drug use is rising creating greater concern for increasing Neonatal Abstinence Syndrome. There are not enough trained medical providers to address this problem. HIV is also increasing. Communicable disease specialists are extremely limited and located in more populated areas.

America's drug companies distributed 76 billion oxycodone and hydrocodone pain pills between 2006 and 2012. Thirteen counties had death rates of more than eight times the national average. Seven of them were in West Virginia. Logan County, WV received 45,586,800 opioids during

that seven year period. For prospective, that averages out to 180 pills annually for every resident.

Alcohol use in West Virginia (including binge drinking) is lower than the national average. The percentage of high school students who reporting drinking was 28% in WV and 30% nationally. High school students who had tried marijuana was 35% in our state and 36% in the United States.

Logan County is a health professional shortage area for primary care, dentists and mental health providers. This impacts the availability of services and access to care. The Primary Care Physicians ratio of 2,210:1 is nearly double the state ratio of 1,290:1 in WV. Dentists are 11,570:1 in Logan County six times worse than the state ratio of 1,960:1. Mental Health Providers in Logan County was 2,670:1 compared to the West Virginia rate of 950:1. This means that there are 2/3 fewer Mental Health Providers locally than the state rate. Major Affective Disorder (Depression) touches 82.6% of West Virginians. Many are untreated or self-medicate. The high rate of blue collar jobs (manual labor) creates chronic pain concerns that often lead to addiction.

#### Health Outcomes

The United States rate of disability for persons under age 65 years old is 8.7%. The West Virginia rate is 14.4%. The Logan County rate is 23.0%. There is a high tolerance in our area for chronic disease and disability. Lack of preventive care and unhealthy lifestyle choices contribute to this. Logan County has the 2<sup>nd</sup> highest prevalence of Diabetes in the state.

#### Disability Status of Children

United States Census Bureau American Fact Finder 5 year estimate 2013 – 2017 identified 7.5% of children in Logan County have a disability. Nearly forty percent (39.5%) of all children under 18 years old live in households with Supplemental Social Security (SSI), cash public assistance income or Food stamps/SNAP benefits.

#### Access to Care

In Logan County, 7.8% of the population is uninsured. This is better than the 7.9% state average and the 10.0% national average. Medicaid expansion is primarily responsible for reducing the number of uninsured. There was no corresponding change in eligibility for the WV Children's Health Insurance Program (WV CHIP). Therefore, this coverage decreased as more children became eligible for WV Medicaid.

There are federal qualified health centers and look-alike clinics located in Logan County. These organizations offer health care services, regardless of ability to pay. School-based health centers are also located within the county.

#### Nutrition

All children in the Logan County Public School system receive free breakfast and lunch meals when school is in session. The average income of households receiving food stamps in West Virginia is \$15,900 while those not on food stamps is \$49,400. Of the population receiving food



stamps 27.9% included children, 52.8% single mom, 16.3% married, 25.4% on disability, 11.0% over 60 years old and 54.4% below the poverty level. Logan County has the 7<sup>th</sup> highest percentage of persons receiving food stamps in the state at 24.1%.

### Health Literacy

The West Virginia Library Commission measures adult literacy in West Virginia. Approximately 20% of the adult population are low level readers. This refers to persons who have difficulty reading beyond a fourth grade level. This makes it difficult to read basic information like road signs, job applications, newspaper articles and food and medicine labels. The Logan County rate is 27%. Problems increase when materials (like health information, service applications and brochures) are written at a higher level of comprehension and/or use medical terms.



### Housing

#### Housing Instability

Seventy-four percent of Logan County Residents own their own homes. This is slightly higher than the West Virginia average of 72.7% and substantially higher than the national rate of 63.8%. The downside of this is that the median home value is reverse - \$193,500 nationally, \$111,600 for the state and \$85,800 in the county. Many homes are in need of repair. According to the United States Census, there were no building permits issued in Logan County in 2018.

Seventy percent of the homes in the state are potentially contaminated with lead which can cause significant developmental delays or harm for children and pregnant women. This is due to the age of the homes. Lead-based paint was common prior to 1973 construction.

#### Affordability

There are seven low-income apartment communities in Logan County with a total of 364 apartments. These are available based on need, income, disability and other factors. The median rent is \$562/month. More than one-third (34.69%) of renters are overburdened, paying more than thirty percent of their gross income in rent. One-fourth (24.08%) of Logan County households are renters.

#### Homelessness

The number of reported homeless in West Virginia decreased 38% from 2014 to 2018. One thousand two hundred forty-three West Virginians experienced homelessness in 2018. Of this number, 85% were in shelters and 15% were unsheltered. This is understated due to the large number of people who stay with friends or relatives or 'couch surfing' from place to place.

There were more than 10,500 homeless students in the state from 2018 – 2019. Logan County reported 309 homeless students according to the Time WV News. Homeless children in Logan County represent 3.6% of the child population.



## Transportation

### Access

West Virginia roads are aging and in poor repair. Travel often takes longer than planned due to weather, road conditions and construction or accident delays. The average number of days per year with precipitation is 144. Rain averages nine inches per year more than the rest of the nation. However, the United States average per year snowfall is 12 inches higher than our area. Limited highways, steep mountains and curvy terrain create delays and cancellation of appointments, especially for routine needs or preventive care. Severe weather, such as snow storms, ice and strong winds can create hazardous situations that prevent people from being able to leave home and/or loss of utilities such as heat and power.

### Public

There are very limited options for public transportation. There is one public transit system with fixed route capacity and limited trips. There are services for medical appointments through Medicaid if scheduled in advance. PRIDE Community Services, Inc. offers some transportation services based on program eligibility. The school system provides bus transportation to public schools. Head Start and Pre-K students are provided bus transportation as well.

### Private

Private vehicle transportation is still the most common form of travel. However, as young people leave the area, there are fewer individual supports to aid older, disabled or low-income persons in accessing necessary travel. Most households have one – two vehicles, but they are often older and need repair.

The average travel time to work is 24.7 minutes which is very close to the national average. Approximately four percent of people walk to work, twelve percent carpool and 82% drive alone.

## Use of Income

Banks and financial institutions provide financial services to residents of Logan County.

Financial literacy classes are available. There is room for more training in this area. Students in public schools would benefit from early exposure to understanding finances. The West Virginia State Auditor's Office does offer brief training in the school systems.



## Emergency Services

Due to the economic and social issues identified in this assessment, there are times when individuals and families need immediate assistance to address a problem. This may include financial situations, family concerns, disaster relief or a variety of other situations.





## CommunityFeedback

**Demographic Information** There were 519 survey responses received from the 2019 PRIDE Community Needs/Health Assessment – 513 were before the deadline. Of these, 408 were complete. The survey and results are in the appendices section.

**Age:** 0% under 17 years old; 5% 18 – 24 years old; 25% 25 – 39 years old; 42% 40-64 years old; 20% 65 – 79 years old; 4% 80+ years and 4% did not respond. Nearly one-quarter of survey participants were over 65 years old, consistent with the service area. Persons 17 and under are covered by adult participants on the family questions.

**Gender:** The majority of respondents were female (72%). Males were 24% of respondents. The remaining four percent did not answer the question. Logan County is nearly equal with regards to male/female residents. Females tend to respond to surveys at a higher rate.

**Household Types:** The largest response for household types was two parent households. However, this was only 30%. Single person households were 20%, followed by two adults, no children at 17%, single parent/female 13%, multi-family 9%, single parent/male 4%, other 3% and no response 4%. Almost half of households included children.

**Race:** Respondents self-reported race as 92% White, 2% Black or African American, 2% multi-race (two or more), 1% other and 3% did not respond to this question. Other race is slightly higher than the community.

The number of people living in the home question had the following responses:

Category	Response									
Residents	1	2	3	4	5	6	7	8	9	10
Percentage	20%	30%	19%	13%	8%	3%	1%	1%	0%	0%

Nineteen respondents (5%) did not answer this question. Nearly 70% of households are three members or less. This is consistent with state and national findings.

Yearly household income results:

Under \$10,000	13%
\$10,001 - \$20,000	18%
\$20,001 - \$30,000	14%
\$30,001 – \$40,000	12%
\$40,001 - \$50,000	11%
\$50,001 – \$60,000	7%
\$60,001 - \$70,000	6%
\$70,001 - \$80,000	4%
\$80,001 - \$90,000	1%
\$90,000 - \$100,000	2%
Greater than \$100,000	3%
No Answer	9%



More than half of households reported income under \$40,000 per year which is below the state and national average.

Education: One-third (35%) of respondents had a high school degree or GED/TASC and 15% had less than high school. Some college, but no degree responses were 18%, 10% obtained an Associate Degree, 6% a Bachelor's Degree, 6% a Graduate Degree, 6% Trade/Vocational School, 1% Other and 3% did not answer. Half of those surveyed had a high school degree or less.

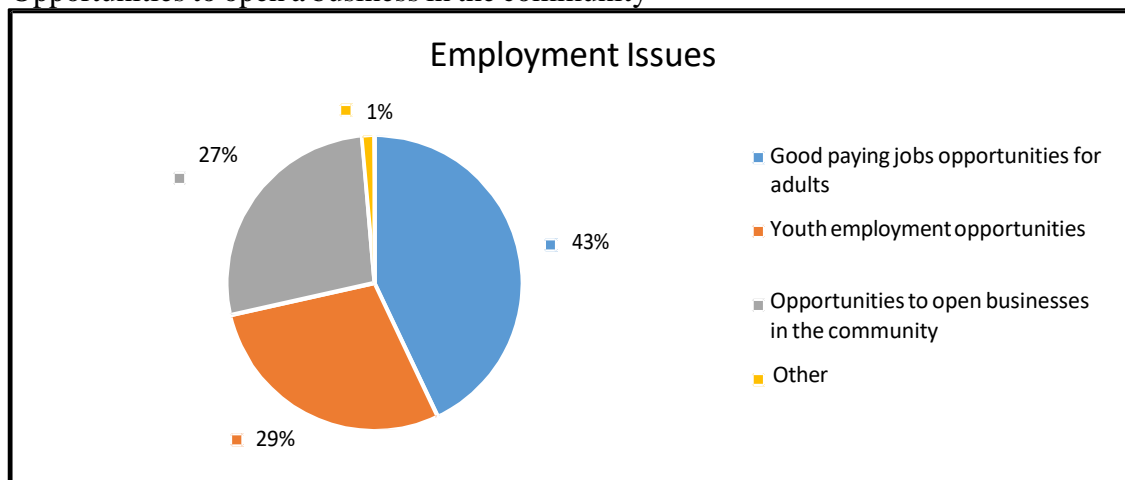
Income sources included Full-time Employment 40%; Part-Time Employment 10%; Disabled 28%; Retired 20%; Not Employed, looking for work 5%; Not Employed, not looking for work 4%; Other 4% and TANF 1%. Only 50% of respondents were employed. Of these, 10% were only working part-time. There is a high rate of disability and retirement in the area. The total for this category was greater than 100% because respondents were allowed to choose more than one type of income for full assessment.

**Survey Response** The following is the summary of the survey responses from the 2019 Community Survey. All answers above 2% of respondents are included. The responses are listed in order of those receiving the most points to the lowest in each category.

## EMPLOYMENT

Nearly 70% of survey participants rated employment as very important or critically important. This issue scored a 4.48% on a scale of 1 – 5. Top concerns were:

1. Good paying jobs for adults
2. Youth employment opportunities
3. Opportunities to open a business in the community



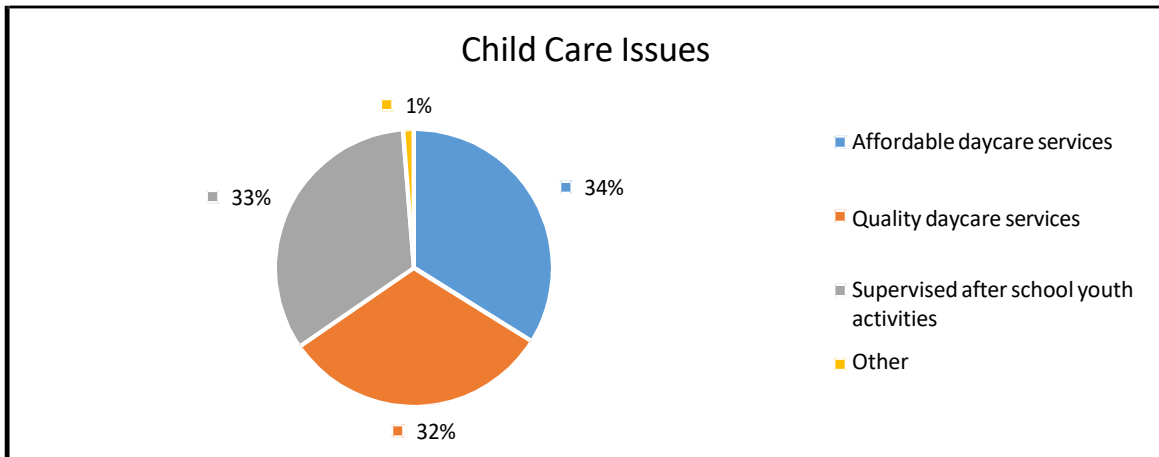
## CHILD CARE

Fifty percent of those surveyed rated child care as very important or critical. It scored 3.83 on the five point scale. Primary concerns:

1. Affordable daycare services
2. Supervised afterschool youth activities
3. Quality daycare services.



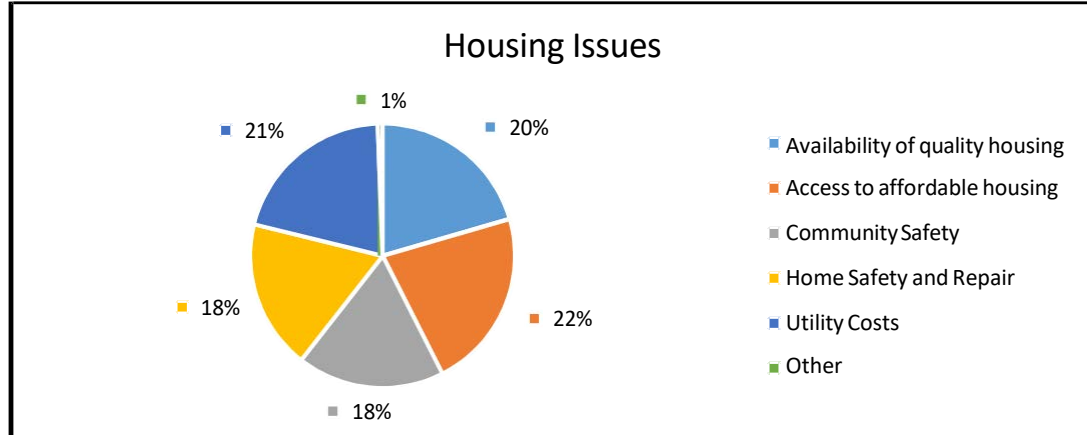




## HOUSING

Most respondents completed the question with 62% ranking this as very important or critical. The mean score was 4.18 of 5. Top issues:

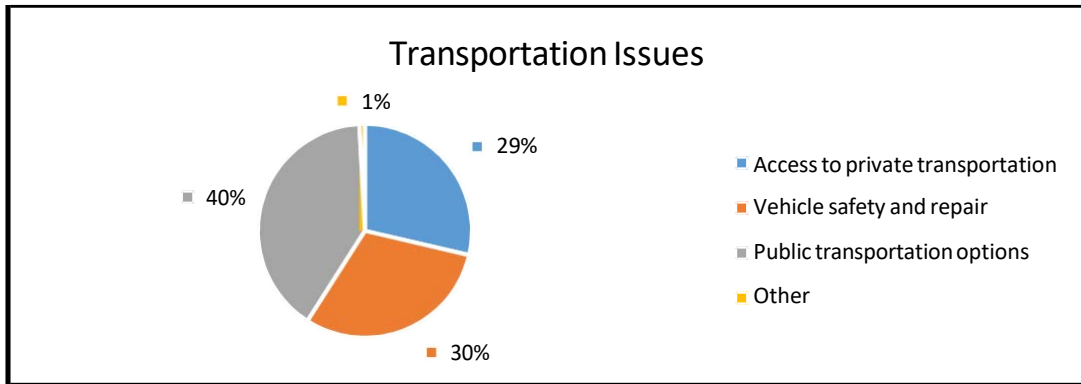
1. Access to affordable housing
2. Availability of quality housing
3. Utility costs
4. Home safety and repair
5. Community safety



## TRANSPORTATION

The average ranking was 4.11 of 5. Over 61% ranked transportation in the very important of critically important scale. Top identified concerns:

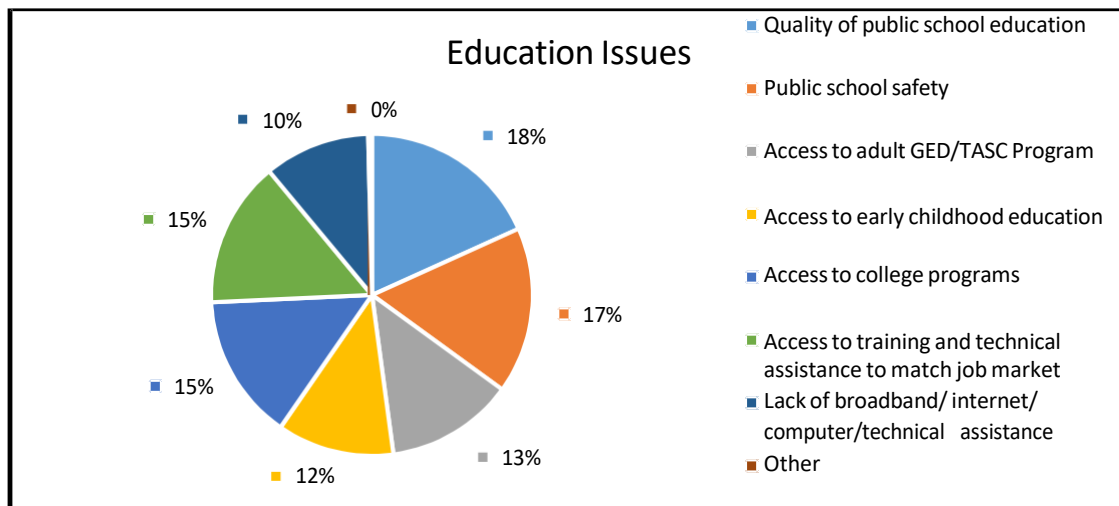
1. Public transportation options
2. Vehicle safety and repair
3. Access to private transportation



## EDUCATION

Nearly 71% of respondents ranked education in the top two categories (very important or critical). This was the highest of the general needs areas. The average score of 4.5 out of a possible 5 was also the highest. The following concerns were identified:

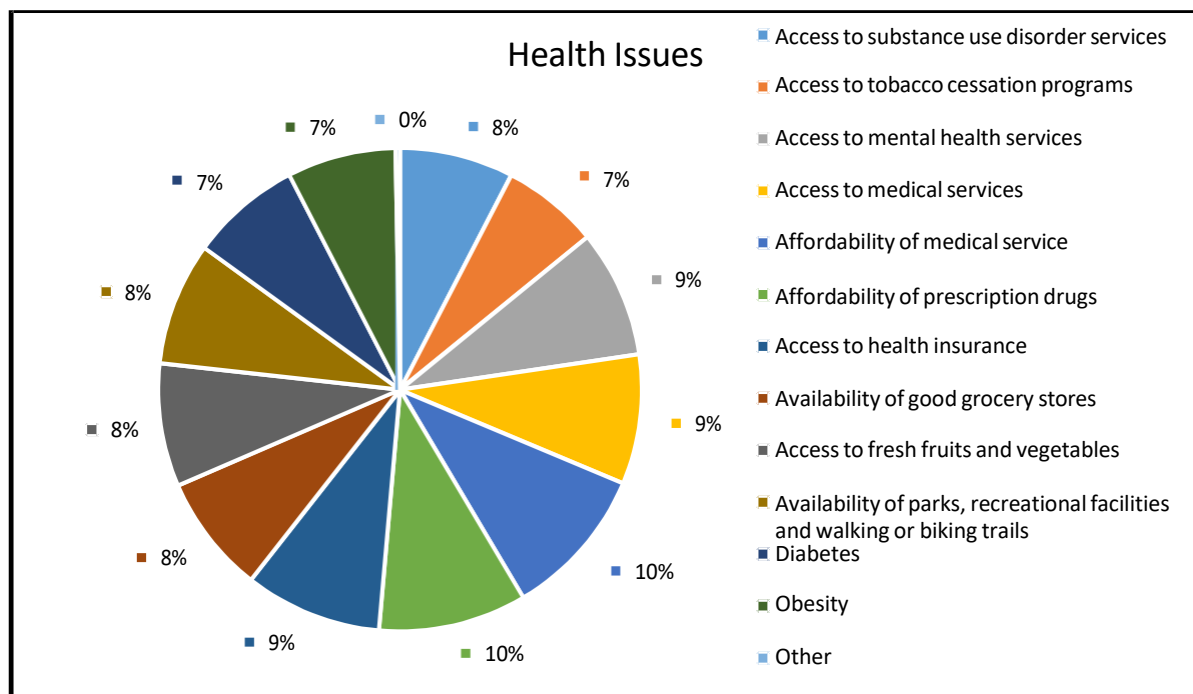
1. Quality of public schools
2. Public school safety
3. Access to training and technical assistance to match job market
4. Access to college programs
5. Access to Adult GED/TASC programs
6. Access to early education
7. Lack of broadband internet/computer/technology skills



## HEALTH

Health is a broad topic that also affects multiple issues. It was listed separated to identify community issues, concerns and response. Besides education, it is the only area where over 70% of respondents scored the two highest (very important and critical) criteria. The average score was 4.53, highest of all categories. Areas of concern included:

1. Affordability of medical services
2. Affordability of prescription drugs
3. Access to health insurance
4. Access to medical services
5. Access to mental health services
6. Access to fresh fruits and vegetables
7. Availability of parks, recreation facilities and walking or biking trails
8. Availability of good grocery stores
9. Access to substance use disorder services
10. Diabetes
11. Obesity
12. Access to tobacco cessation programs



All comments from the Community Needs Assessment were included in the report to PRIDE Community Services, Inc. and considered in the planning process. Individuals that were assisted with applications were given the opportunity to provide feedback.

Wild, Wonderful & Healthy Logan County Survey demonstrated the following questions/responses:

Q1: What are the three most important factors for a “Healthy Community?”

1. Good jobs and healthy economy
2. Low crime/safe neighborhoods
3. Healthy behaviors and lifestyles

Q2: What are the three most important factors impacting health?

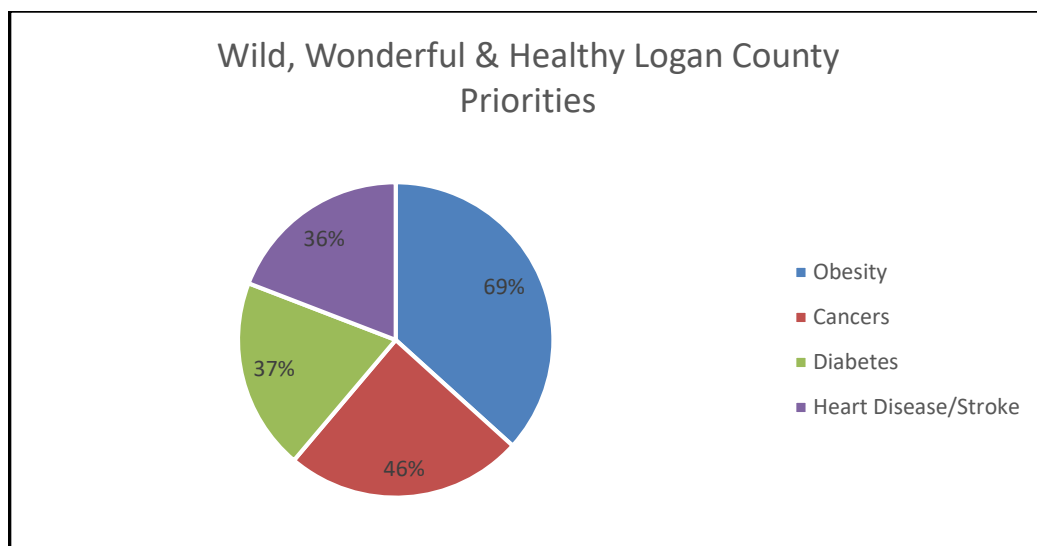
1. Obesity
2. Cancers
3. Diabetes
4. Heart Disease/Stroke

Q3: What do you think are the three most risky behaviors in the community?

1. Drug abuse\*
2. Being overweight
3. Tobacco Use

\*Drug abuse scored 90% of respondent (the highest of any answer on this survey).

Note: The two surveys were developed and implemented separately, but can be used to support the community response.



These issues fit into the overall Logan County Community Needs/Health Assessment. Efforts to address these concerns will utilize existing community resources and integrated activities.

### Community Feedback/Input

PRIDE Community Services, Inc. uses client satisfaction surveys and feedback to develop programs and to streamline processes within the organization. The following stories depict the impact on individuals and families and the outcomes of service provision.

Home Repair: The Home Repair Program is the perfect supplement to PRIDE's Weatherization program. One Client's home had a badly leaking roof and missing shingles. If it wasn't for the Home Repair program, the Weatherization crew wouldn't have been permitted to weatherize this home. It was an elderly couple and the wife recently had surgery. PRIDE was eager to help them. The Client's daughter helped complete the necessary paperwork to get started. The main priority was to get the roof fixed. Due to funding available in home repair, PRIDE was able to install a brand new metal roof. Home Repair funding is limited, so it's a blessing when it can be used to make such a big difference in a family's life.

After the new roof was installed, PRIDE Community Services, Inc. was able to continue with our Weatherization process. An energy audit was conducted on the home. The information was put through the Weatherization Assistant computer program. This program provides a list of needed Weatherization measures to make the home more energy efficient. The blower door is then used as a diagnostic tool to tell where all of the air leakage is in the home. After the diagnostic testing, PRIDE installed smoke and CO alarms, wrapped the hot water tank, laid vapor barrier to protect ground moisture and fixed the trunk line for the heating and cooling to make sure the home is getting all of the air from the unit. PRIDE cut the original blower door number in half which is the goal. After the house was air tight and sealed, an Ashrae fan and switch were installed which is another useful tool to help make a home more comfortable for the home owner. The family was grateful for the improved efficiency and quality of work.

Head Start: A mother enrolled her son at Logan Elementary Head Start for the 2018-2019 school year. When he enrolled, the child had just aged out of West Virginia Birth to Three, a statewide system of services and supports for families with children under age three who have a delay or risk of delay in their development.

Head Start enrollment established two goals – one family goal and one child goal. For the family goal, the mother wanted the family to successfully attend therapy sessions. The child's goal was to be able to write short words.

The child had an ADHD diagnosis, exhibiting some symptoms of Tourette's, and was struggling with sensory challenges. In addition, he started exhibiting some behavior challenges. The mother mentioned that the teaching staff were simply incredible, stating that they took the time to listen to both her and her child. She said they showed interest in him and genuine care and concern for him. All throughout the school year, they worked together as a team. After much discussion, the child started therapy with KVC, which was the family goal and he continues to receive services. The mother started counseling as well. She notes, "I would have never realized he needed the help he does if it wasn't for the staff. Our therapist rocks! Thanks to the teacher for loving my child like her own and wanting the BEST for him, just like I do."



As a result of her positive experience with the mental health services provided, the mother is now enrolled at Southern West Virginia Community and Technical College to become a therapist. She noted, “I want to make a positive impact in the life of someone else just like my therapist has positively impacted my life.”

While Mom acknowledges that there is still much work to be done with regard to achieving goals, she credits the amazing teaching staff at Logan Elementary Head Start for the progress he has already achieved. She noted, “They went out of their way to make him feel welcomed, accepted, and loved. And they still do. His teacher went with him to his kindergarten classroom on his very first day to make the transition a little easier. Both staff have made such a difference in his life, and in mine, too. They have encouraged both us every step of the way. I am so grateful to them.”

SSVF Veterans: In January 2019, a 71 year old male Veteran was staying at the Under the Bridge Homeless Shelter in Logan, WV. He was enrolled in the SSVF Program later that month.

After his initial enrollment and intake packet was complete, staff lost communication with him. It was as if he had just disappeared. So after numerous attempts to contact him came up empty, there was no choice but to issue an exit letter from the program and mail it to the address that he given during intake.

The exit letter was sent in May. A week or so later a phone call was received from a man who told us that our potential Client came by and they showed him the letter. They called us on behalf of the client to inquire about the program. A meeting was set for re-enrollment into the SSVF program.

After the meeting, PRIDE called local landlords to find a place for rent so the Client could move in. A ground floor apartment near the community college was located. With the help of C&W Discount furniture PRIDE was able to purchase a new bed to help him get settled in to his new home. Since his move-in, follow-up services have been offered including transportation to the PRIDE office so he could sign up for home delivered meals. He is very pleased with his new home and environment saying, “I sure do like my new bed, and I appreciate everything that you guys do to help me.”

## Needs Identified

As part of the comprehensive assessment process, PRIDE Community Services, Inc. performed a current Community Resource Inventory review. This included an evaluation of current tools being used by PRIDE, the Logan County Family Resource Network, WV 211 (WV's statewide resource directory) and other organizations. Findings included that each list was different, updated at various times and there was no one source to use to refer consumers for services. These documents were reviewed, a list of service types agreed to and calls made to all listed numbers to verify that the number was still valid and services were in existence. Corrections were made and the document updated. The new resource guide is included in the Appendices of this document and will be available on the Agency website. It will be updated regularly by PRIDE and/or designated partners. Agencies can update for their own use and records, but an official original will be kept by PRIDE for consistency.

The survey results were compiled, evaluated and listed in order of the highest ranking. The breadth of the issues and the variety of the respondents make it difficult to classify the needs into levels of Family (F), Community (C) and Agency (A). All of the categories cover more than one level. Most cover all. The primary category is listed below, but will be broken out as part of the strategic planning process when priorities and focus areas are selected.

1. Health (F, C)  
Health issues topped the list of concerns, followed very closely by education. The health topic had the largest and most varied response. Participants expressed concerns regarding medical, mental and behavioral health needs. Access to services, availability of care, nutrition, exercise and lifestyle behaviors and outcomes were identified.
2. Education (F, C, A)  
Education concerns crossed all levels of instruction – from early childhood education through college. Quality of public school education and school safety were concerns. Lack of technology and high speed internet access was also expressed as a need.
3. Employment (F, C, A)  
The primary concerns are for good paying jobs (self-sustaining) for adults, opportunities for youth and the ability to open businesses in the area. Entrepreneurship is limited by the slow economy. Available training does not match the current job market in a lot of areas.
4. Housing (F, C, A)  
Issues related to housing included access, availability (quality), utility costs and safety of home and community. Aging homes and limited incomes are resulting in deteriorating homes. Negative population trends from substance use loss of life and outward migration for employment decreases the number of young and middle age residents.
5. Transportation (F, C, A)  
Only 30% of participants did not have a concern regarding transportation. Top concerns were related to public transportation opportunities first and then private options. Currently routes are set and choice is extremely limited. Private vehicles are limited,



costly to maintain and difficult to access in poor weather depending upon the rural location of the Residents.

6. Child Care (F)

Child Care scored the lowest of the survey topics, but this was to be expected. Only about half of respondents indicated there were children in the home. For this category, 50% indicated it was very important or higher. This would indicate that nearly all affected survey participants feel this is important.

Limited resources, increasing need and large demand compel not-for-profit organizations to be efficient and effective in order to expand capacity and build sustainability that will impact need. Referral, coordination, collaboration and partnerships are ways to extend services beyond individual organizational borders. Community outreach efforts and focused services will improve the consumer's ability to access needed services.





## Response and Implementation

The Logan County Community Services Resource Guide was updated in October 2019 with the help of the community, Logan County Family Resource Network and WV 211. This document was formatted so that it can be updated as needed to add new services or make changes. It was intentionally held to one front and back page document for ease of use and improved communication. Organizations may add additional resources or pages to meet their specific needs. PRIDE will make any reported changes and keep the document up-to-date on the website.

PRIDE Community Services, Inc. is the designated Community Action Agency for Logan County. As such, services are focused on decreasing the impact of poverty on individuals, families and the communities we serve. Programs encompass a broad range of activities that fall into the needs assessment categories. Not all needs are within the scope of any one organization. PRIDE will actively and willingly strengthen existing partnerships and forge new collaborative efforts throughout our service area.

In 2018, PRIDE Community Services, Inc. served 1,231 families and 3,620 individuals. Of these 182 families (14.7%) report zero income. Eighty-seven percent of PRIDE employees reside in Logan County. Over \$2 million dollars was spent with regional vendors in 2018. Nearly six million dollars was deposited with local banks. The majority of revenue from PRIDE (69%) is from Federal funding, 21% from Private Funds and Other Programs and 10% from State or Federal Flow Through. (See Appendices for 2018 Annual Report Snapshot).

### 1. Health

PRIDE Community Services, Inc. keeps information on local and regional health care services to assist the community. There are multiple locations of clinics that provide services regardless of ability to pay through Coalfield Health Center and Southern WV Health Systems. Logan County Health Department provides healthcare, environmental services and prevention of communicable disease. Logan Regional Medical Center provides a wide variety of inpatient, outpatient and emergency services. Logan-Mingo Mental Health Services is the Comprehensive Behavioral Health Provider for Logan County. They offer a variety of primary care and behavioral health services, including addiction and rehabilitation care.

There are an assortment of other services including home visitation programs, equipment, recovery housing and private practice offices. Early Childhood Home Visiting Programs in Logan County include Early Head Start, Mountain State Healthy Families, Right From The Start and WV Birth-to-Three.

Specialists are limited. There is a Free Clinic in Charleston and one in Huntington that will accept referrals from our area. A mobile dental van visits the area, but resources are limited.

PRIDE partners with local agencies to provide free health events throughout the county. Past youth services included activities that boost participation, such as swimming.

Games encouraging physical activity were offered and nutritious snacks provided. Other health activities include age appropriate screening and education for adults and children.

PRIDE offers the Child and Adult Care Food Program through the United States Department of Agriculture and the West Virginia Department of Education. This reimbursement program is based on eligibility and number of children in care. Head Start students receive services and monitoring of immunizations, physicals, developmental delay screenings and vision screening. Staff follow-up with parents to assist with concerns.

Nutrition education; promotion of healthy food resources such as farmer's markets; community gardens and sponsorship or partnership for training related to food and food preparation are areas that PRIDE works to incorporate in community activities. Fitness activities are promoted and supported.

In-Home Care Services are provided to assist the elderly and disabled in achieving activities of daily living including personal care, hygiene, nutrition, feeding, environmental support functions and health related tasks.

Senior services include nutrition services – daily lunch on weekdays at Senior Nutrition Sites and home delivered meals for homebound individuals. Over 20,000 meals were prepared in 2018. Activities are also offered for seniors at the sites and in the community. Referrals are made to other organizations as needed.

## 2. Education

PRIDE Community Services, Inc. is the Head Start Provider in Logan County. Head Start is a federally funded program that promotes school readiness of young children primarily from low-income families. Head Start promotes the mental, social and emotional development of children ages 3 – 5 years old. In addition to education services, programs provide children and their families with health, nutrition, social and other services. PRIDE works with the Logan County Board of Education to offer collaborative Pre-K classrooms throughout the county.

The PRIDE Head Start Program uses the Early Learning Outcomes Framework (ELOF) Domains of Development. This is the national standard that addresses the five broad areas of learning. The continuum of learning for infants, toddlers and preschoolers includes:

- ☐ Approaches to Learning,
- ☐ Social and Emotional Development,
- ☐ Language and Literacy,
- ☐ Cognition and Perceptual, and
- ☐ Motor and Development.

Education and Cognitive Development is monitored by PRIDE to identify those who have demonstrated appropriate age-related skills for literacy and school readiness. The program also addresses demonstration of positive approaches toward learning.



The Logan County Board of Education oversees all public schools in the area (Kindergarten through 12<sup>th</sup> grade). Southern WV Community and Technical College and the Ralph R. Willis Career and Technical Center are the highly used sites for post high-school education. The West Virginia Legislature recently passed legislation to increase access to two year degree programs for West Virginia Residents.

### 3. Employment

As the mining industry has decreased jobs, it has become more important to look at ways to increase employability of workers in Logan County. Workforce West Virginia and others such as the United Mine Workers of America are supporting organizations that create training and opportunities for in-demand jobs that pay a living wage. The Appalachian Regional Commission is supporting programs to return miners to work in mining or other fields. High paying jobs normally correspond to high education levels. This complicates the process of finding comparable work.

Workforce WV provides a variety of programs to support those looking for work and job training. The number of programs are increasing and many have benefits to assist employers.

PRIDE Community Services, Inc. employs 131 staff, including a variety of employment categories: administrative, professional, teachers, managers, cooks, transportation, weatherization, construction, and many more. The Agency has continued to grow and add programs over the years.

The BuildJobs Initiative provides on-the-job training to laid-off coal miners and others who are unemployed in related industries or due to the decreased economy. This is a sixteen week free training program through a grant from the Appalachian Regional Commission.

Employment that pays a sustainable wage is one of the primary responses to the fight against poverty. PRIDE helps individuals remove barriers to employment, assists in finding jobs and provides follow-up for job retention. Increases in wage or salaries are tracked to identify those who increase benefit from services.

### 4. Housing

Home owners need access and means to improve home safety and appearance. They are struggling with limited income and increasing heating costs. The number of HUD approved apartments and homes is limited.

PRIDE Community Services, Inc. provides weatherization services to improve energy efficiency which helps to improve health and safety of the home's residents. It also reduces heating costs and creates savings on utility expenses. Weatherization services are free to eligible applicants and offered on a sliding-fee basis for families above the program eligibility requirements.

PRIDE also offers a continuum of programs to promote affordable, safe, decent, energy efficient and innovative housing for low-to-moderate income people. Programs implemented help to avoid eviction. This also aids in improving the conditions of the communities that we serve.

Home repair services are provided to low-income individuals. This program is funded with the assistance of the WV Department of Health and Human Services. Outcomes indicate improved health and safety and improved energy efficiency and/or energy burden reduction.

5. Transportation

Only 30% of survey participants did not express a need regarding transportation. Top concerns were related to public transportation opportunities first and then private options. Currently routes are set and choice is extremely limited.

The West Virginia Department of Health and Human Resources (WVDHHR) provides Non-Emergency Medical Transportation (NEMT) services to Medicaid recipients and Children with Special Health Care Needs program participants for the cost of transportation related to receiving medical services.

PRIDE provided over 13,300 transportation services in 2018. This is a vital service in Logan County.

6. Child Care

Child care access and quality affects a variety of other concerns. The decrease in the number of day care providers available impacts the ability of parents to go to work or school. The need for Child Care Providers is an additional employment opportunity.

LINK Child Care Resource and Referral is a community service agency that works with parents, child care organizations, providers and the community to help promote the availability of quality child care services. Parents who are working, seeking employment or going to school may be eligible for subsidized payment for child care based on income and other criteria.

PRIDE Community Services, Inc. offers the Healthy Grandfamilies program. It is a new resource to assist grandparents who raising one or more grandchildren with free information and resources. It was developed by West Virginia State University and expanded state-wide. West Virginia ranks second in the country for percentage of grandparents who are raising their grandchildren, likely as a result of the opioid crisis. Grandparents participate in a series of free educational discussion groups on the topics of parenting, communication, health literacy/self-care, stress management, legal issues, social media, public school programs and policies, family response to addiction and nutrition.



### Use of Income

PRIDE will support an increase in financial literacy and educational opportunities. This can be done by PRIDE and supporting organizations that provide training and by offering approved educational materials. Information on resource management can be incorporated into a variety of educational or community events.

### Emergency Services

The WV DHHR Emergency Assistance Program provides individuals and families with resources when they are in financial crisis. It is for short-term emergency assistance for eligible persons for such items as rent, food, household supplies, clothing, transportation and medical services. They also provide assistance for disaster relief.

PRIDE Community Services, Inc. provides emergency assistance services to residents of Logan County based on circumstances. Applications are made directly to the Agency. Dollar Energy is a hardship program that assists with gas, electric and water bills. It is a one-time grant applied directly to the utility bill.

PRIDE's Emergency Services program provides the flexibility needed to assist participants based on his/her circumstances. Beneficiaries of the Emergency Assistance Program are primarily the people of Logan County who find themselves in emergency situations without needed available resources. The program is designed to assist those who find themselves in macro-emergency and micro-emergency situations. Macro-emergency situations are those created by a natural disaster which thrust large numbers of Logan County residents into emergency situations. This would include situations such as floods, storms and power outages. In these situations, emergency assistance will be in the form of hot meals, emergency lodging, distribution of shelf stable meals, etc.

Micro-emergency situations will be those in which individuals or individual's families find themselves in an emergency situation without available resources to help stabilize their situations. This could include situations such as house or apartment fires or loss of income or employment which has caused individual or families to fall behind in payments and they face the loss of essential utilities. Micro-emergency assistance could include utility payments, food assistance, medication assistance (non-narcotic maintenance drugs only), clothing assistance and more. Primary funding is provided through a partnership with the United Way of Central West Virginia. Community Service Block Grant funds are also used along with funds provided by area churches.

### Veteran's Services

PRIDE Supportive Services for Veteran's (SSVF) program uses a "housing first" approach to assist Veterans in Logan, Boone and Wyoming Counties with a range of supportive services designed to promote housing stability and prevent homelessness. The focus is on housing stability, not treatment, with an emphasis on crisis intervention and client self-sufficiency. The program uses proven, cost-effective models to serve tens of thousands of homeless veterans and their families by either preventing their homelessness from occurring in the first place, or quickly moving them out of homelessness and into sustainable housing.



#### Purpose of SSVF Program:

- Focuses on securing and maintaining housing
- Provides temporary assistance and services to help participants gain housing stability
- Serves veterans who are currently homeless or would be homeless without this assistance
- Promotes self-sufficiency

#### Supportive Services Available:

- Outreach services
- Case Management services
- Assist participants in obtaining VA benefits
- Assist participants in obtaining and coordinating the provision of other public benefits provided by Federal, State, or Local agencies, or any eligible entity in the area including, but not limited to: health care services; fiduciary and payee services; daily living services; legal services; personal financial planning services; child care services; transportation services and housing counseling services
- Provide time-limited payments to third parties (e.g., landlords, utility companies, moving companies and licensed child care providers) if these payments help Veteran families stay in or acquire permanent housing on a sustainable basis



## Next Steps

Agencies throughout Logan County and the state may contact PRIDE Community Services, Inc. for resource questions or referrals. Staff will attempt to assist clients with information and services as needed. The referral list utilized by PRIDE will contain additional numbers or information specific to services/organizations utilized by persons of low-income. Eligibility or access information may be obtained to direct referrals as needed.

The Community Needs/Health Assessment results will be utilized as part of program compliance and for future planning/service coordination. It will be utilized in strategic planning and program growth opportunities.

PRIDE supports employee involvement in community events and organizations. Some are designated to attend ongoing groups and communities, such as, the Logan County Family Resource Network (FRN), Wild, Wonderful & Healthy Logan County and many other organizations. Vulnerable populations are often unable to represent themselves or seek services without assistance. Awareness of other resources and involvement in larger community events improves PRIDE Community Services, Inc.'s ability to serve those in need. This also increases networking and avoids duplication of services.

### 1. Health

The variety and intensity of the health issue survey responses is very compelling. It is an all hands on deck call to action. Public/community health is a population issue that is much greater than health care providers. It is the responsibility of all to contribute to wellness and health. PRIDE has a long-standing history of proactive outreach that will continue and increase in the coming years.

Wild, Wonderful & Healthy Logan County (WWHLC), Logan County FRN, Substance Use Disorders Coalitions, Health and Safety Fairs and School Events are a few of the activities that PRIDE is involved and/or helps to support. These will continue to grow as need is identified and addressed. Other programs such as smoking cessation, nutrition, anti-bullying, stigma reduction and substance use disorders support will be addressed within the community. WWHLC focus areas of Obesity, Diabetes and Heart Disease/Stroke will be included in health related activities and joint events.

PRIDE Community Services, Inc. will work with current health care providers on population health issues and community wellness. Increasing education in schools and communities will lead to more informed consumers. The outcomes will be healthier choices and lifestyles. The Healthy Grandfamilies program information will be shared to increase public awareness to reach those in need. It is a tested program with proven results for families.

The West Virginia Department of Health and Human Resources Office of Drug Control Policy is developing a Substance Use Response Plan for the State of West Virginia. Key factors will include prompt access to treatment; measuring and tracking prevention, treatment and recovery outcomes; promoting strategies for evidence-based prevention methods in schools and communities; ongoing initiatives for goal achievement;





connecting the prison population with substance use disorders to services and help to promote positive behavior and support employment for those in recovery. PRIDE Community Services, Inc. will look to programs (current and future) to help address social determinants of health and gaps in existing resources.

2. Education

PRIDE Community Services will work with existing programs and employers to identify job training needs, educational support services and supports needed to improve the educational level and quality at all levels.

Head Start will explore options to expand into Early Head Start and parent support services/training programs as they become available.

3. Employment

Job Training programs are in demand and will be expanded to meet gaps in employment and job skills. This may include both hard skills and soft skills training to increase employability and job retention. Meeting the combination of client, employer and job market and community needs by working with others will increase success.

The PRIDE BuildJobs will continue and other programs may be added as the market changes. Workforce WV has increased the number and types of programs available. PRIDE will work with these to increase participants and improve outcomes.

4. Housing

There are multiple organizations addressing housing issues in the county. There is a high need for safe, quality, affordable housing. Weatherization, home repair, construction and job training programs offered by PRIDE will continue to grow and expand to meet these needs, especially in the low-income population.

5. Transportation

Continue to work with the West Virginia Department of Health and Human Resources (WVDHHR) which provides Non-Emergency Medical Transportation (NEMT) services to Medicaid recipients and Children with Special Health Care Needs program participants for the cost of transportation related to receiving medical services.

PRIDE transportation programs will be evaluated and expanded as feasible to increase access and reduce barriers to success. Transportation is a vital part of economic recovery and wellness.

6. Child Care

LINK Child Care Resource and Referral Agency (and other programs) eligibility standards will be updated as changed to share with clients or public members needing information. PRIDE will encourage safe, quality child care services in the community.





### Use of Income

Financial training and resource management will be offered as available. Adults and children are encouraged to increase their knowledge of socio-economics and the impact it has on life. Factors that improve financial futures will be included.

### Veteran's Services

The PRIDE SSVF program will be continued. Public awareness of this and all programs of PRIDE and other organizations will be enhanced. Services available from the Veteran's Administration will be referred and accessed as appropriate.

### Emergency Services

The WV DHHR Emergency Assistance Program provides individuals and families with resources when they are in financial crisis. It is for short-term emergency assistance for eligible persons for such items as rent, food, household supplies, clothing, transportation and medical services. They also provide assistance for disaster relief. PRIDE will continue emergency service assistance as funding allows. The Salvation Army, American Red Cross, local churches, civic organizations and food pantry information will be shared depending on the needs of the individual, family or community.

### General

This comprehensive Community Needs/Health Assessment will be used for Agency and Community planning. It will be made available to the public. PRIDE Community Services, Inc. would like to encourage residents and stakeholders of Logan County to participate in the 2020 Census. The results will be used to tabulate funding and legislative representation in the future. Traditionally, rural communities have been underrepresented.

The future of Logan County is one of strong response to existing concerns, existing program expansion to address needs, coordination of available resources and development of new methods, means and funding to eliminate shortfalls.

Disclaimer: Neither the Community Resource List or the Community Needs/Health Assessment claims to address 100% of needs, resources and gaps in service. It is intended to be a broad comprehensive representation that can be used to plan future activities.

## Appendix A: PRIDE Services List

- ☐ Aged Disability Waiver Case Management
- ☐ Assisted Transportation Services
- ☐ BuildJobs
- ☐ Child and Adult Food Care Program (CACFP)
- ☐ Community Housing Development Organization (CHDO) – Single Family Housing
- ☐ Family Alzheimer’s In-Home Respite Program (FAIR)
- ☐ Family Stabilization Program – Emergency Services
- ☐ Financial Literacy – Poverty Simulation
- ☐ Head Start
- ☐ HealthyHomes
- ☐ In-Home Services (Aged & Disabled Waiver)
- ☐ Lighthouse
- ☐ Personal Care
- ☐ Right From The Start\* (Dormant)
- ☐ Residential Energy Assistance Program (REAP)
- ☐ Senior Medicare Patrol (SMP)
- ☐ Senior Nutrition (Congregate Meals)
- ☐ Senior Nutrition (Home Delivered Meals)
- ☐ State Health Insurance Assistance Program (SHIP)
- ☐ Supportive Services for Veterans
- ☐ Title III-B
- ☐ Title III-D
- ☐ Title III-E
- ☐ VolunteerServices
- ☐ Weatherization



## Appendix B: PRIDE Brochure

### Housing

PRIDE established the Housing Department to offer a continuum of programs that provide affordable, decent, safe, energy efficient and innovative housing for low-moderate income people and to improve the conditions of the communities we serve.

### Weatherization

The Weatherization Assistance Program, is a program used to enable low income families the benefit of reducing high cost energy bills and eliminate the burden of uninsulated homes. The goal for Weatherization is to make dwellings much more energy efficient and comfortable, by using the most updated technology along with proper diagnostic testing tools in the housing industry. The Department of Energy (DOE) also plays a role in Weatherization as well, by increasing the home energy efficiency and high concerns of resident's health and safety. It is the nation's largest residential whole-house energy efficiency program.

### Residential Energy Assistance Program

Weatherization services provided on a sliding-fee basis. This program allows for the full range of Weatherization Services to individuals and families that may not qualify for DOE income-based programs. It allows PRIDE to bring energy efficiency efforts, savings and benefits to the general public.

### Community Services Block Grant

Provides core funding to reduce poverty, revitalize low-income communities and to empower low-income families become self-sufficient.

### Mission Statement

PRIDE Community Services makes a positive impact on the lives of those in need by bringing together educational, financial and human resources that support self-sufficiency.


### Vision Statement

PRIDE Community Services will serve as a driving force in creating a community where people are empowered with resources and opportunities to reach their greatest potential.

### How Can I Help?

PRIDE is focused on bettering our community. We can only meet our goals with the assistance of community members like you. We hope that you will support our mission and help us continue to implement our programs and initiatives. If you would like to send a donation, please do so by mail to the address listed or via our website.



You are also welcome to volunteer your time to see our programs up close and personal. Contact the Human Resources Dept. for volunteer opportunities.



**PRIDE**  
COMMUNITY SERVICES  
Empowering Lives. Strengthening Communities.

699 East Stratton Street  
PO Box 1346  
Logan, WV 25601

Phone: 304-752-6868  
Fax: 304-752-1047



Empowering Lives. Strengthening Communities.

### Child Adult Care Food Program

The Child and Adult Care Food Program is a USDA and West Virginia Department of Education funded program that provides cash assistance for meals served to enrolled children under the age of 13. This program also promotes nutritious eating habits in young children that will follow them into adult life. There are no income guidelines for our program and the reimbursement does not have to be claimed on your taxes.



The reimbursement is based on the number of meals and/or snacks served, number of eligible children in your care, and number of days claimed. You may claim your own children as well if you qualify.

### Family Stabilization

#### Emergency Assistance Program

This program provides the flexibility needed to assist participants based on his/her circumstances. Beneficiaries of our Emergency Assistance Program are primarily the people of Logan County who find themselves in emergency situations without needed available resources. Community Service Block Grant funds are used along with funds provided by area churches.

#### Dollar Energy

Dollar Energy Fund's Hardship Program assists eligible utility customers with their gas, electric and water bills. Eligible customers receive a one-time grant applied directly to their utility bill.

### Supportive Services for Veteran Families

Supportive Services for Veteran Families (SSVF) uses a "housing first" approach in assisting Veterans with a range of supportive services designed to promote housing stability and prevent homelessness. Based on individual assessment, the SSVF program may assist with obtaining VA benefits, outreach services, case management, and other community resources.

#### Head Start

Head Start is a federally funded program that promotes the school readiness of young children primarily from low-income families. Head Start programs support the mental, social, and emotional development of children age's three to five. In addition to education services, programs provide children and their families with health, nutrition, social, and other services.

PRIDE Head Start utilizes evidence-based approaches to serving children and families in a compassionate and collaborative manner. Children receive services that promote development across all domains. Families participate in a variety of family support and strengthening activities.

PRIDE Community Services, Inc. Head Start program works to maintain the highest standards of quality in strength-based, comprehensive, early-intervention, family, and education services to children and families.



#### BuildJobs Initiative

The BuildJobs Initiative provides on the job training to laid off coal miners and others who are laid off due to the decline in the coal industry in trade areas including but not limited to plumbing, electrical, HVAC, welding, and construction. The program is 16 weeks in duration and FREE to participants.

### In-Home Care Services

Assist the elderly and disabled in achieving activities of daily living including assistance with personal hygiene, nutrition, feeding, environmental support functions and health related tasks. Our In-Home Care programs include Medicaid Personal Care, Medicaid Aged and Disabled Waiver Services Homemaker and Case Management, Lighthouse, FAIR, Veteran's Administration Assistance and Private Pay.

#### Senior Services

Our program offers a wide array of services for older American's who are at least 60 years of age. Our senior nutrition program offers daily lunch, Monday-Friday at each of our Senior Nutrition Sites. Home Delivered meals are provided as well to those who are homebound and unable to attend our nutrition sites.

Our senior program offers a wide variety of activities daily. These activities include Bingo, crafts, games, movies, book clubs, fieldtrips and much more!



We also offer information and assistance to seniors on opportunities and services available within the community. We may make referrals to other organizations within our service area you may be eligible for. Senior services also provides information on nutrition education, financial literacy, health awareness, intergenerational programs and Medicare information or enrollment.

## APPENDIX C: 2018 Annual Report Snapshot



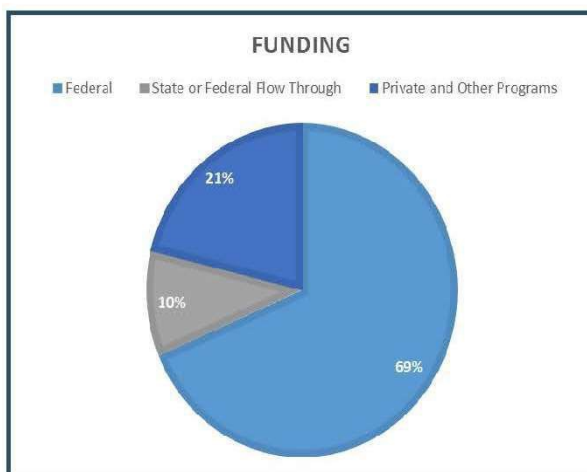
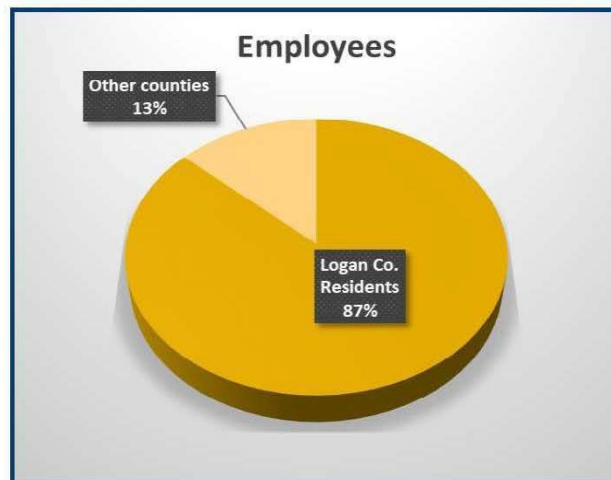
### 2018 ANNUAL REPORT SNAPSHOT

PRIDE Community Services makes a positive impact on the lives of those in need by bringing together educational, financial and human resources that support self-sufficiency.

- ◇ 3,620 people served
- ◇ 1,231 families served
- ◇ 182 families reported 0 income

**\$2,721,965 Spent with  
Regional Vendors**

**\$5,567,700 Deposited  
with Local Banks**



**\$1,869,655 Paid in  
Wages**

**\$456,962 Paid in  
Employment Benefits**





## Appendix D: Community Survey



# 2019 Community Needs & Health Assessment Logan County

Please fully complete the following survey questions. Your input is critical in identifying county needs and gaps in services. The results will be used to plan future programs in Logan County.  
Must be completed by September 30, 2019

### Questions

1. How important is the issue of **EMPLOYMENT** to you and your family?

Extremely Unimportant    Somewhat Unimportant    Neutral    Somewhat Important    Extremely Important  
☐ 1    ☐ 2    ☐ 3    ☐ 4    ☐ 5

If Important (4 or 5), What are the **EMPLOYMENT** needs in Logan County?

Please choose all that apply

- ☐ Good paying job opportunities for adults  
☐ Youth employment opportunities  
☐ Opportunities to open businesses in the community  
☐ Other: \_\_\_\_\_

2. How important is the issue of **CHILD CARE** to you and your family?

Extremely Unimportant    Somewhat Unimportant    Neutral    Somewhat Important    Extremely Important  
☐ 1    ☐ 2    ☐ 3    ☐ 4    ☐ 5

If Important (4 or 5), What are the **CHILD CARE** needs in Logan County?

Please choose all that apply

- ☐ Affordable daycare services  
☐ Quality daycare services  
☐ Supervised after school youth activities  
☐ Other: \_\_\_\_\_

3. How important is the issue of **HOUSING** to you and your family?

Extremely Unimportant    Somewhat Unimportant    Neutral    Somewhat Important    Extremely Important  
☐ 1    ☐ 2    ☐ 3    ☐ 4    ☐ 5

If Important (4 or 5), What are the **HOUSING** needs in Logan County?

Please choose all that apply

- ☐ Availability of quality housing  
☐ Access to affordable housing  
☐ Community Safety  
☐ Home Safety and Repair  
☐ Utility Costs  
☐ Other: \_\_\_\_\_

4. How important is the issue of **TRANSPORTATION** to you and your family?

Extremely Unimportant    Somewhat Unimportant    Neutral    Somewhat Important    Extremely Important  
☐ 1    ☐ 2    ☐ 3    ☐ 4    ☐ 5

If Important (4 or 5), What are the **TRANSPORTATION** needs in Logan County?

Please choose all that apply

- ☐ Access to private transportation  
☐ Vehicle Safety and Repair  
☐ Public Transportation Options  
☐ Other: \_\_\_\_\_

5. How important is the issue of **EDUCATION** to you and your family?

Extremely Unimportant    Somewhat Unimportant    Neutral    Somewhat Important    Extremely Important  
☐ 1    ☐ 2    ☐ 3    ☐ 4    ☐ 5

If Important (4 or 5), What are the **EDUCATION** needs in Logan County?

Please choose all that apply

- ☐ Quality of public school education  
☐ Public school safety  
☐ Access to Adult GED Programs  
☐ Access to early childhood education (ages 0-3 years old)  
☐ Access to College Programs  
☐ Access to Training or Technical Assistance to Match Job Market  
☐ Lack of broadband internet/computer/technology skills  
☐ Other: \_\_\_\_\_



Scan the QR Code or visit  
<http://pridesurvey.mhthwv.org>  
 to complete online survey

Page 1 of 2



## Questions

6. How important is the issue of HEALTH to you and your family?

Extremely Unimportant	Somewhat Unimportant	Neutral	Somewhat Important	Extremely Important
0 1	0 2	0 3	0 4	0 5

**F** Important (4 or 5) What are the HEALTH needs in Logan County?

Please choose all that apply

☐ Access to substance use disorder services

☐ Access to Tobacco Cessation Programs

☐ Access to Mental Health Services

☐ Access to medical services

☐ Affordability of medical services

☐ Affordability of prescription drugs

☐ Access to health insurance

☐ Availability of good grocery stores

☐ Access to fresh fruits and vegetables

☐ Availability of parks, recreation facilities and walking or biking trails

☐ Diabetes

☐ Obesity

☐ Other: \_\_\_\_\_

## Demographics

7. Age

Please choose one of the following

☐ 12 - 17 Years ☐ 25 - 39 Years ☐ 65 - 79 Years

☐ 18 - 24 Years ☐ 40 - 64 Years ☐ 80+ Years

8. Gender

Please choose one of the following

☐ Male ☐ Female ☐ Other: \_\_\_\_\_

9. Household Type

Please choose one of the following

☐ Single Parent/Female

☐ Single Parent/Male

☐ Two Parent Household

☐ Single Person

☐ Two Adults/No Children

☐ Multi-Family

☐ Other: \_\_\_\_\_

10. Race

Please Choose one of the following

☐ White ☐ Black or African American

☐ Asian ☐ American Indian or Alaskan Native

☐ Native Hawaiian or other Pacific Islander

☐ Multi-Race (any 2 or more of the above)

☐ Other: \_\_\_\_\_

11. Number of People Living in Your Home

Please choose one of the following

☐ 1 ☐ 2 ☐ 3 ☐ 4 ☐ 5

☐ 6 ☐ 7 ☐ 8 ☐ 9 ☐ 10

☐ More than 10

12. Yearly Household Income

Please choose one of the following

☐ less than \$10,000 ☐ \$60,001 - \$70,000

☐ \$10,001 - \$20,000 ☐ \$70,001 - \$80,000

☐ \$20,001 - \$30,000 ☐ \$80,001 - \$90,000

☐ \$30,001 - \$40,000 ☐ \$90,001 - \$100,000

☐ \$40,001 - \$50,000 ☐ Greater than \$100,000

☐ \$50,001 - \$60,000

13. Education

Please choose one of the following

☐ Less than High School Degree

☐ High School Degree or GED/TASC

☐ Trade/Vocational School

☐ Some College, but No Degree

☐ Associate Degree

☐ Bachelor Degree

☐ Graduate Degree

☐ Other: \_\_\_\_\_

14. Source(s) of Income

Please choose all that apply

☐ Employed Full-Time ☐ Employed Part-Time

☐ TANF ☐ Not Employed, Looking for Work

☐ Not Employed, Not Looking for Work

☐ Disabled ☐ Retired

☐ Other: \_\_\_\_\_

*Thank You For  
Your Participation!*

## Appendix E: Resource Directory



### Logan County Community Services Resource Guide

699 Stratton Street • Logan, WV 25601  
304-752-6868 • Fax: 304-752-1047  
[pride@loganpride.com](mailto:pride@loganpride.com)

Note: All numbers are 304 area code unless noted otherwise

Updated October 2019

#### ADOPTION/FOSTER CARE

KVC..... 752-8974 or 752-8972  
NECCO ..... 752-7830  
WV DHHR ..... 792-7095

#### COUNTY AGENCIES/SERVICES

Logan Co.  
Child Advocacy Center..... 792-6261  
Logan County  
Waste Management ..... 752-0008

#### Libraries:

Buffalo Creek ..... 583-7887  
Chapmanville ..... 855-3405  
Logan Area ..... 752-6652  
Logan Banner ..... 752-6950  
Logan County Chamber  
of Commerce ..... 752-1324  
Logan Family  
Resource Network ..... 792-2016  
Dept of Motor Vehicles..... 792-7190  
P.I.E.C.E.S ..... 792-8690  
Adult Probation ..... 792-8516  
Juvenile Probation ..... 792-8565  
Social Security ..... 800-772-1213  
United Mine Workers of  
America Health & Retirement  
Funds ..... 800-291-1425 Option 2

#### COUNTY COURTHOUSE

Assessor ..... 792-8520  
Circuit Clerk..... 792-8550  
County Clerk..... 792-8600  
County Commission ..... 792-8626  
Family Law Court..... 792-7038  
Judges ..... 792-8570 & 792-8580  
Magistrate..... 792-8651  
Prosecuting Attorney ..... 792-8670  
Sheriff's Tax Office ..... 792-8680

#### CONSUMER PROTECTION

Attorney General ..... 800-368-8808  
Utility Complaints-Public Service  
Commission ..... 800-642-8544

#### COUNSELING/MENTAL HEALTH

Highland Hospital..... 926-1600  
Kanawha Pastoral  
Counseling ..... 346-9689  
Logan/Mingo Area  
Mental Health..... 792-7130  
ResCare ..... 792-1111

#### CRISIS INTERVENTION

Abuse Hotline..... 800-352-6513

#### Alcoholics

Anonymous ..... 800-333-5051  
National Domestic  
Violence Hotline ..... 800 799-7233  
Narcotics Anonymous..... 344-4442  
National Runaway  
Switchboard..... 800-RUNAWAY  
Resolve Family Abuse ..... 369-4189  
Suicide Prevention  
Lifeline..... 800-273-8255  
WV Substance Abuse and Mental  
Health Hotline..... 844-HELP4WV  
(844-435-7498)

WVU Behavioral  
Medicine/Psychiatry ..... 388-1000  
WV Coalition to End Homelessness  
Intake ..... 833-722-2014

#### DAY CARE CENTERS & SERVICES

Totally Kidz..... 752-5477  
LINK Child Care  
Resource & Referral ..... 752-3932  
PRIDE Child & Adult Care  
Food Program..... 752-6868  
PRIDE Head Start Program..... 752-6868

#### DENTURES

Donated Dental Services (Oral Health  
Program) ..... 800-642-8522

#### DIAPERS/BABY SUPPLIES

Gabriel Project ..... 752-7931

#### DISABILITY SERVICES

FAST ..... 866-255-4370  
PRIDE Aging Services..... 752-6868  
PRIDE Head Start ..... 752-6868  
Mountain State Centers for  
Independent Living ..... 525-3324  
Trinity Healthcare Services .. 752-8723  
WV Div. of  
Rehabilitation ..... 792-7060

#### DISASTER SERVICES

American Red Cross ..... 340-3650  
Office of Emergency  
Management..... 752-0917  
Salvation Army ..... 343-4548

#### DOMESTIC VIOLENCE/ABUSE

Logan Child  
Advocacy Center ..... 792-6261  
National Domestic Violence  
Hotline..... 800-799-7233

#### Resolve Family

Abuse Program..... 369-4189  
Tug Valley Recovery Shelter  
(Domestic Violence)..... 235-6121  
WV DHHR:  
Abuse Hotline..... 800-352-6513

#### EDUCATION/TRAINING

Adult Basic Education/GED (Southern  
WV Community College) ... 792-7098  
Apprenticeship for  
Child Development  
Specialist ..... 523-0433  
Beth-Haven  
Christian School ..... 946-4447  
PRIDE Head Start ..... 752-6868  
Heritage  
Christian School ..... 784-3098  
Logan County  
Public Schools ..... 752-1550  
Ralph R. Willis Vocational & Technical  
School ..... 752-4687  
Southern Community &  
Technical College ..... 792-7098  
WVU Extension Service..... 752-8690

#### EMPLOYMENT

Workforce WV ..... 752-7010

#### EMERGENCY NUMBERS

Non-Emergency ..... 752-8817  
or 752-7662  
Fire, Police & Ambulance..... 911  
Sheriff ..... 792-8590  
State Police ..... 792-7174  
Poison Control ..... 800-222-1222  
Adult/Child Abuse..... 800-352-6513  
L.E.A.S.A./  
County Public Rescue ..... 752-7662

#### FINANCIAL

#### ASSISTANCE/COUNSELING

Consumer Credit Counseling of  
Southern WV ..... 485-3141  
Logan County DHHR ..... 792-7095  
Salvation Army..... 343-4548  
Social Security..... 800-772-1213  
Unemployment Compensation Office  
Logan..... 792-7020

#### FOOD/NUTRITION

First Presbyterian..... 752-6232  
Neibert Memorial  
Methodist Church ..... 752-7931





Goshen Project, Inc. .... 688-9781  
 PRIDE Aging Program ..... 752-6868  
 Salvation Army ..... 343-4548  
 WIC..... 752-5400  
 WV DHHR/Food Stamps..... 792-7095  
 WVU Extension Service ..... 792-8690

#### HEALTH CARE/CLINICS/HOSPITAL

CAMC ..... 348-5432  
 Coalfield Health Center ..... 855-1200  
 DaVita Dialysis..... 752-2700  
 Fresenius Dialysis (Man) ..... 583-7857  
 Harts Valley Health ..... 855-4595  
 Logan County  
   Health Department ..... 792-8630  
 Logan Regional  
   Medical Center ..... 831-1101  
 Logan Wildcat Clinic..... 688-9949  
 Man Community Southern WV Health  
   Systems ..... 583-6541  
 Med Express..... 752-0183  
 Tiger Clinic..... 855-0245  
 Valley Health Steeptown ..... 393-4090  
 WV Health Right..... 343-7000

#### HEALTH ORGANIZATIONS

AIDS Hotline ..... 800-642-8244  
 Alzheimer's Association ..... 343-2717  
 American Cancer Society ..... 746-9950  
 Blind Physically  
   Handicapped Services ..... 558-4061  
 Diabetes Association..... 800-342-2383  
 Easter Seal Society ..... 800-677-1390  
 Heart Association ..... 720-9001  
 Lung Association ..... 342-6600  
 Lupus Support Group ..... 529-0506  
 PRIDE Senior Health Insurance  
   (SHIP) ..... 752-6868  
 WV Health Right..... 414-5935  
 WV Children's Health Insurance  
   (CHIP)..... 877-982-2447

#### HEARING AID/CENTERS

Audiology &  
   Hearing Aid Center ..... 752-6018  
 Hear Now  
   Program Assistance ..... 414-4405

#### HOME HEALTH CARE

ARH Man Home Health ..... 583-8692  
 Dignity Hospice ..... 855-4764  
 Kindred..... 855-7104  
 Preferred Choice  
   Home Care..... 855-2440  
 PRIDE In-Home Services  
   Case Management..... 752-0966  
 PRIDE In-Home Services  
   Personal Care ..... 752-6868

#### HOSPICE SERVICES

Dignity Hospice ..... 855-4764

#### HOUSING

Mingo Housing Authority..... 475-4663  
 Buffalo Creek Apartments..... 583-2114  
 Chapmanville Towers ..... 855-4594

Julia Apartments .....946-4341  
 Lana Kay Apartments.....752-1557  
 USDA Rural Development.....776-5298  
 Logan Landing ..... 859-233-2009

#### LEGAL SERVICES

Legal Aid.....752-4178  
 WV Lawyer Referral ..... 800-642-3617  
 Family Court.....792-7038  
 Senior Legal Aid ..... 877-987-3646

#### NURSING HOMES

Genesis Health Care.....752-2273  
 Patty's Home .....239-2049  
 Trinity Health Care.....752-8723

#### RECREATION

Chief Logan State Park.....792-7125  
 Chief Logan Lodge &  
   Conference Center .....855-6100  
 Harts Community Center .....855-3166  
 Hatfield & McCoy Convention  
   & Visitor's Bureau .....752-6020  
 Lake Community Center .....752-1388

#### SENIOR SERVICES

PRIDE Senior Services .....752-6868

#### SHELTERS

Patchwork (Youth) .....340-3670  
 Recovery Group  
   of Southern WV.....687-7903  
 Tug Valley Recovery Shelter  
   Domestic Violence.....235-6121

#### SUBSTANCE ABUSE SERVICES

Alcoholics  
   Anonymous ..... 800-333-5051  
 Anchor Point .....475-3366  
 Narcotics Anonymous.....344-4442  
 Logan Mingo Area  
   Mental Health .....792-7130  
 Recovery Group of Southern West  
   Virginia .....687-7903  
 WV Substance  
   Abuse Hotline..... 844-435-7498

#### TRANSPORTATION

Tri-River  
   Transit Authority .....824-2944  
 Toll Free..... 877-212-0815  
 WV Non-Emergency Medical  
   Transportation MTM (Medicaid  
   only) ..... 866-436-0457

#### UTILITY ASSISTANCE

Logan County DHHR.....792-7095  
 PRIDE Emergency Services.....752-6868  
 Salvation Army.....343-4548

#### VETERANS

Logan VA Vet  
   Center Outstation .....752-4453  
 Logan VA Medical Clinic  
   Lenore office .....752-8355  
   Williamson office.....235-2187  
 PRIDE SSVF .....752-6868  
 Veterans Benefits  
   Assistance .....792-7055

Veterans Transportation  
   Coordinator.....752-2110

#### WEATHERIZATION

PRIDE Weatherization  
   Services .....752-6868

#### WV STATE SERVICES/AGENCIES

Adult and Child Abuse  
   Hotline.....800-352-6513  
 Children w/ Special Health Care  
   Needs .....792-7095  
 Child Support Hotline ....800-249-3778  
 Client Services (DHHR)....800-642-8589  
 WV Advocates .....346-0847  
 WV Birth to Three.....752-1710  
 WV DHHR.....792-7095  
 WV Div. of Rehabilitation .....792-7060  
 WVU Extension Office .....792-8691  
 WV Public Service  
   Commission.....340-0300

#### YOUTH SERVICES

Children's Home Society  
   (June Montgomery Harless Children's  
   Home) .....239-2470  
 Early Intervention Program ..792-1166  
 Kanawha Valley Center  
   (KVC) .....752-8972  
 NECCO .....752-7830  
 WV DHHR.....792-7095

Special thanks to the Logan County  
 Family Resource Network and WV  
 211 for their assistance.

*After hours just dial 3 numbers ... 211  
 to connect with the Statewide  
 Information and Referral. They  
 operate 24/7 365 days a year.*



## Appendix F: Community Assessment Checklist

Standard 1.2: Information collected directly from low-income individuals as part of the community assessment.

Standard 2.2: PRIDE Community Services, Inc. will use information gathered as part of the needs assessment in assessing needs and resources.

Standard 3.1: The current report was completed in November 2019.  
The previous report was completed in 2017. The report was shared and posted as required.

Standard 3.2: The current assessment includes poverty and gender, age and race/ethnicity information (including IS Data) on communities served.

Standard 3.3: Geographical Qualitative and Quantitative data are both included in the Community Needs/Health Assessment. There is national data, state data, local data and agency data. Surveys were submitted in various ways throughout the county – available in electronic and paper format. Data analysis was performed by MountainHeart Community Services, Inc., the vendor selected to perform the Community Needs/Health Assessment in conjunction with the Needs Assessment Committee.

Standard 3.4: Key findings on the causes and conditions of poverty and needs of the community were assessed. Family, Agency and Community needs were identified. Assessment review included root cause analysis, forces that promote or restrict attainment, review of high needs/low resource areas, cause and effect and emerging trends.

Standard 3.5: The Governing Board will accept the completed assessment.

Standard 6.4: Information collected as part of the community assessment will be included in the strategic planning process.

Additional Requirements: Identification of Resources – Current Resource Inventory Completed  
Included in Appendices